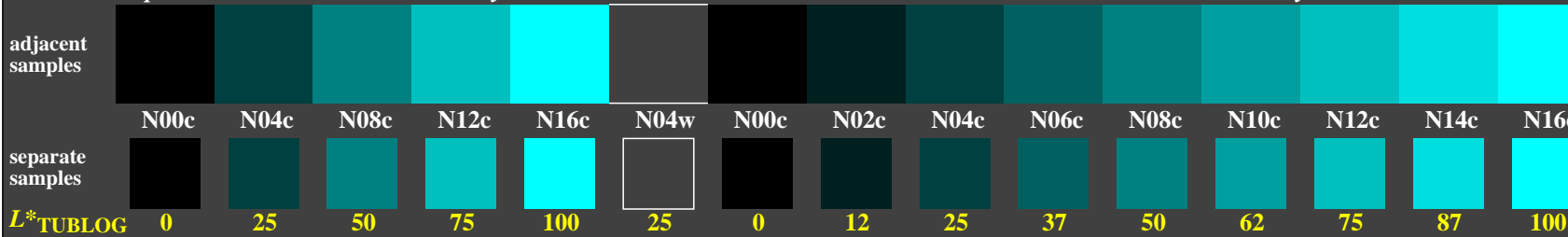



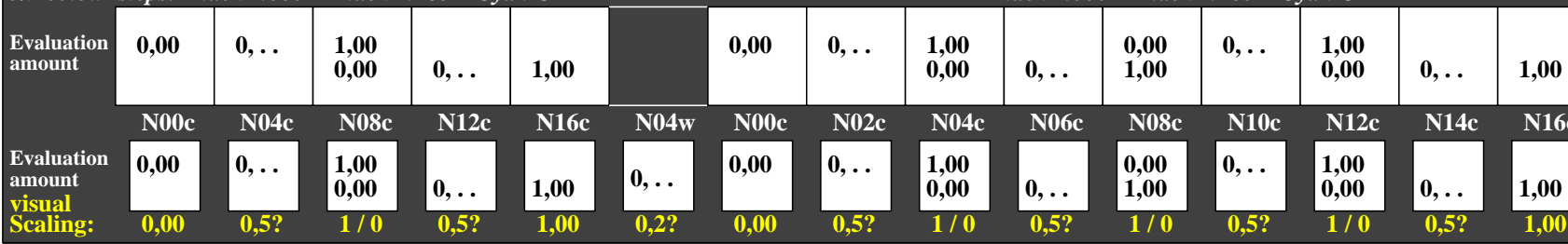
<http://farbe.li.tu-berlin.de/geh4/geh4l0np.pdf> / .ps; only vector graphic VG; start output  
 see separate images of this page: <http://farbe.li.tu-berlin.de/geh4/geh4.htm>

5/9 colour steps: Black N00c – Black N16c = Cyan C      0, 125, 250, 375, 500, 625, 750, 875, 1000      Black N00c – Black N16c = Cyan C




geh40-1n, Test samples: 5 and 9 colour steps, exp0=1, expg=1, inw=1, xchart=0

5/9 colour steps: Black N00c – Black N16c = Cyan C      0, 125, 250, 375, 500, 625, 750, 875, 1000      Black N00c – Black N16c = Cyan C



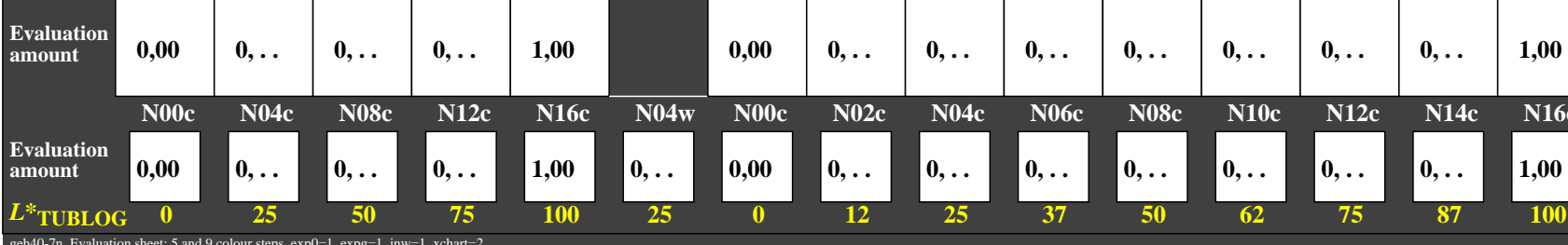
geh40-3n, Evaluation sheet: 5 and 9 colour steps, exp0=1, expg=1, inw=1, xchart=1

5/9 colour steps: Black N00c – Black N16c = Cyan C      0, 125, 250, 375, 500, 625, 750, 875, 1000      Black N00c – Black N16c = Cyan C



geh40-5n, Test samples: 5 and 9 colour steps, exp0=1, expg=1, inw=1, xchart=0

5/9 colour steps: Black N00c – Black N16c = Cyan C      0, 125, 250, 375, 500, 625, 750, 875, 1000      Black N00c – Black N16c = Cyan C



geh40-7n, Evaluation sheet: 5 and 9 colour steps, exp0=1, expg=1, inw=1, xchart=2

TUB-test chart geh4; Adjacent and separate colour samples for intervall scaling, Evaluation example and evaluation of colour steps of the series N–C with 5 and 9 steps; surround dark Grey D=N04w

see similar files of the whole serie: <http://farbe.li.tu-berlin.de/geh4/geh4l0np.pdf> or <http://farbe.li.tu-berlin.de/geh4/geh4.htm> or <http://color.li.tu-berlin.de>

TUB registration: 20240601-geh4/geh4l0np.pdf / .ps application for evaluation and measurement of display or print output TUB material: code=rh4ta