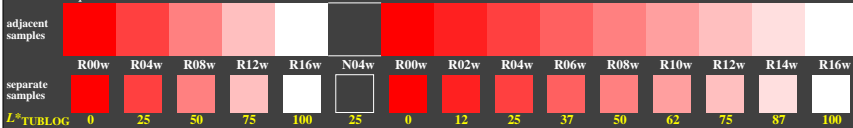


<http://farbe.li.tu-berlin.de/geh7/geh7l0n1.txt/.ps>; only vector graphic VG; start output
 see separate images of this page: <http://farbe.li.tu-berlin.de/geh7/geh7.htm>

0, 125, 250, 375, 500, 625, 750, 875, 1000


5/9 colour steps: Red R00w – Red R16w = White W

Red R00w – Red R16w = White W



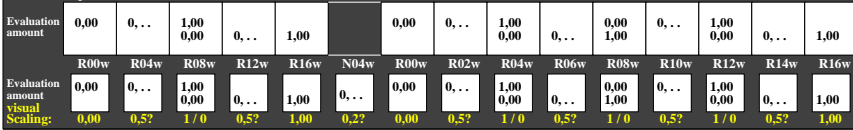
L*_{TUBLOG} 0 25 50 75 100 25 0 12 25 37 50 62 75 87 100

geh70-1a, Test samples: 5 and 9 colour steps, exp0-1, exp1-1, inv-1, schart-0



5/9 colour steps: Red R00w – Red R16w = White W

Red R00w – Red R16w = White W



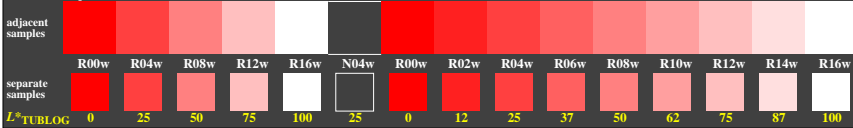
geh70-3a, Evaluation sheet: 5 and 9 colour steps, exp0-1, exp1-1, inv-1, schart-1



0, 125, 250, 375, 500, 625, 750, 875, 1000

5/9 colour steps: Red R00w – Red R16w = White W

Red R00w – Red R16w = White W



L*_{TUBLOG} 0 25 50 75 100 25 0 12 25 37 50 62 75 87 100

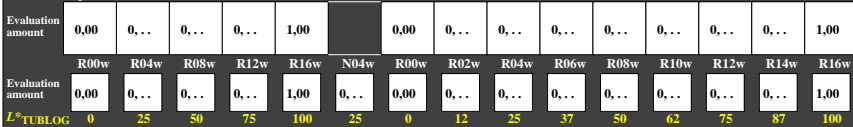
geh70-5a, Test samples: 5 and 9 colour steps, exp0-1, exp1-1, inv-1, schart-0



0, 125, 250, 375, 500, 625, 750, 875, 1000

5/9 colour steps: Red R00w – Red R16w = White W

Red R00w – Red R16w = White W



geh70-7a, Evaluation sheet: 5 and 9 colour steps, exp0-1, exp1-1, inv-1, schart-2



TUB-test chart geh7; Adjacent and separate colour samples for intervall scaling, Evaluation example and evaluation of colour steps of the series R–W with 5 and 9 steps; surround dark Grey D=N04w

see similar files of the whole serie: <http://farbe.li.tu-berlin.de/geh7.htm>
 technical information: <http://farbe.li.tu-berlin.de> or <http://color.li.tu-berlin.de>

TUB registration: 20240601-geh7/geh7l0n1.txt/.ps
 application for evaluation and measurement of display or print output
 TUB material: code=thata