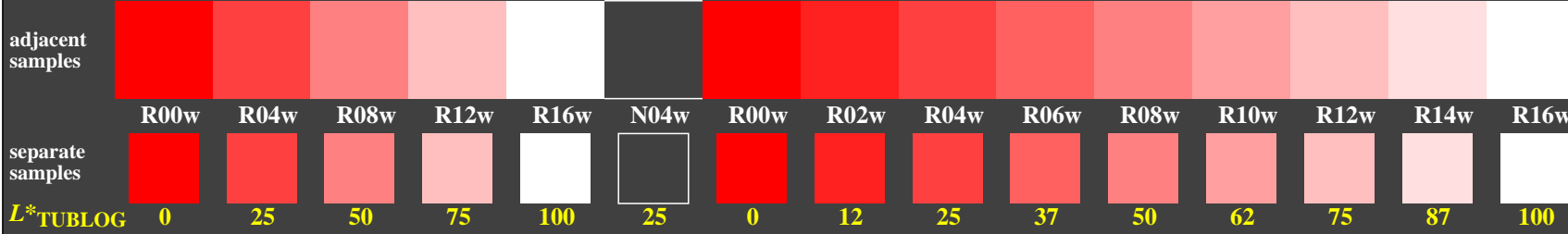


<http://farbe.li.tu-berlin.de/geh7/geh710np.pdf> / .ps; only vector graphic VG; start output
 see separate images of this page: <http://farbe.li.tu-berlin.de/geh7/geh7.htm>

5/9 colour steps: Red R00w – Red R16w = White W

0, 125, 250, 375, 500, 625, 750, 875, 1000

Red R00w – Red R16w = White W

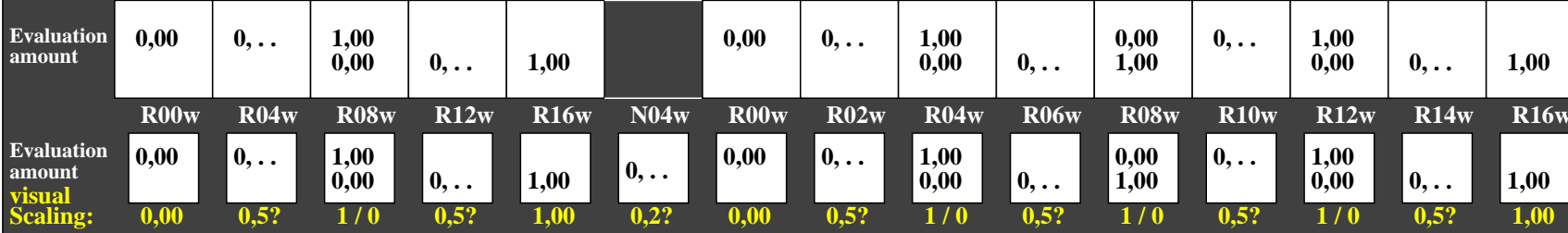


geh70-1n, Test samples: 5 and 9 colour steps, exp0=1, expg=1, inw=1, xchart=0

5/9 colour steps: Red R00w – Red R16w = White W

0, 125, 250, 375, 500, 625, 750, 875, 1000

Red R00w – Red R16w = White W

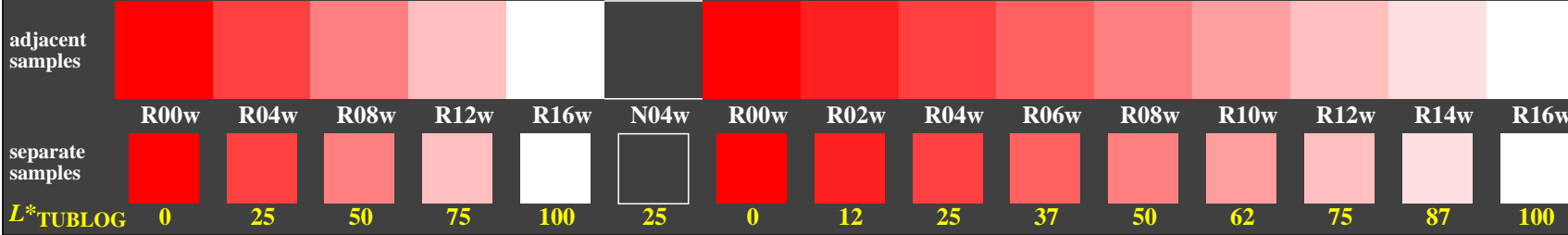


geh70-3n, Evaluation sheet: 5 and 9 colour steps, exp0=1, expg=1, inw=1, xchart=1

5/9 colour steps: Red R00w – Red R16w = White W

0, 125, 250, 375, 500, 625, 750, 875, 1000

Red R00w – Red R16w = White W

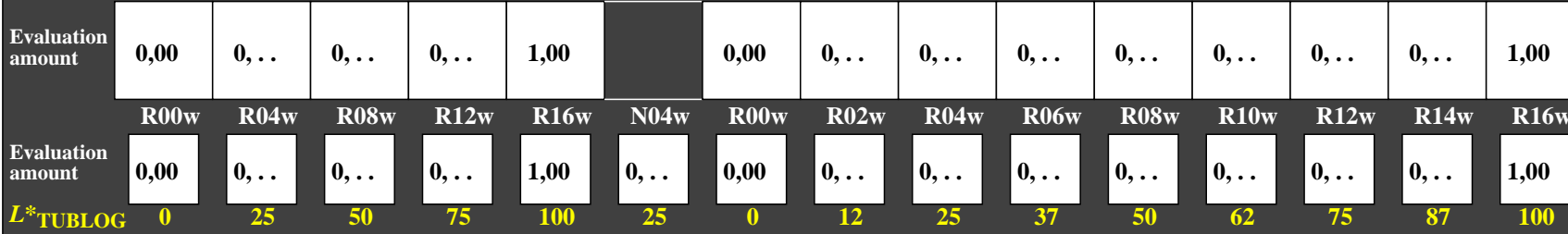


geh70-5n, Test samples: 5 and 9 colour steps, exp0=1, expg=1, inw=1, xchart=0

5/9 colour steps: Red R00w – Red R16w = White W

0, 125, 250, 375, 500, 625, 750, 875, 1000

Red R00w – Red R16w = White W



geh70-7n, Evaluation sheet: 5 and 9 colour steps, exp0=1, expg=1, inw=1, xchart=2

TUB-test chart geh7; Adjacent and separate colour samples for intervall scaling, Evaluation example and evaluation of colour steps of the series R–W with 5 and 9 steps; surround dark Grey D=N04w

see similar files of the whole serie: <http://farbe.li.tu-berlin.de/geh7/geh710np.pdf> / .ps
<http://farbe.li.tu-berlin.de> or <http://color.li.tu-berlin.de>
 technical information: <http://farbe.li.tu-berlin.de>

TUB registration: 20240601-geh7/geh710np.pdf / .ps
 application for evaluation and measurement of display or print output
 TUB material: code=rh4ta