


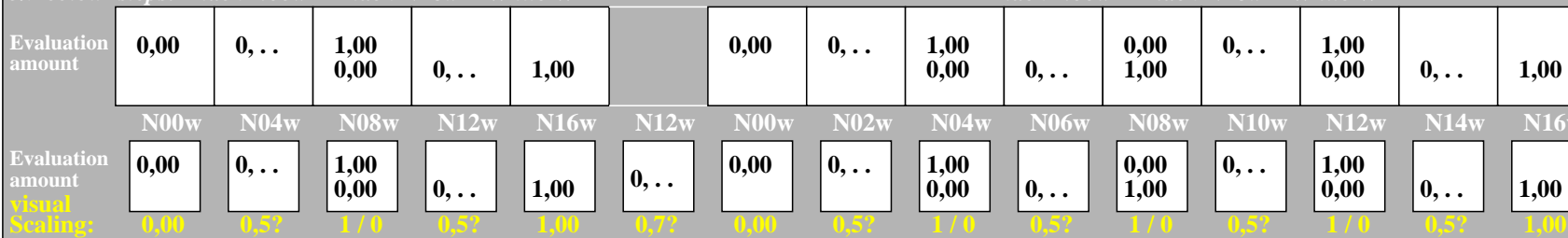
<http://farbe.li.tu-berlin.de/gei0/gei0l0np.pdf> / .ps; only vector graphic VG; start output
 see separate images of this page: <http://farbe.li.tu-berlin.de/gei0/gei0.htm>

5/9 colour steps: Black N00w – Black N16w = White W 0, 125, 250, 375, 500, 625, 750, 875, 1000 Black N00w – Black N16w = White W



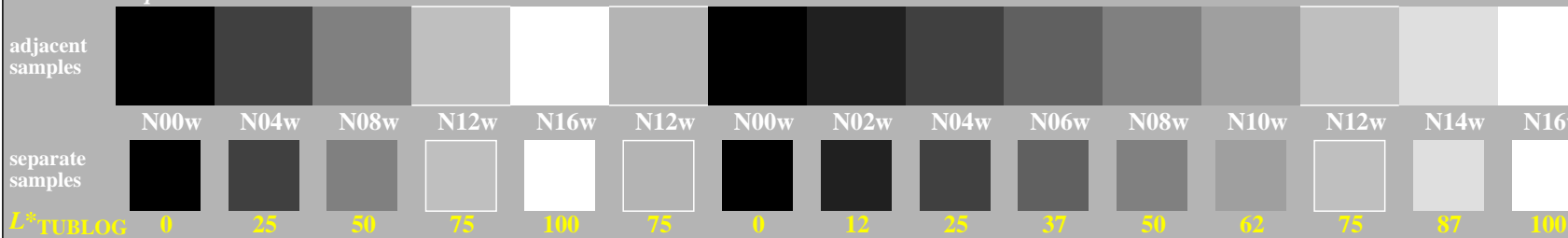
gei00-1n, Test samples: 5 and 9 colour steps, exp0=1, expg=1, inw=1, xchart=0

5/9 colour steps: Black N00w – Black N16w = White W 0, 125, 250, 375, 500, 625, 750, 875, 1000 Black N00w – Black N16w = White W



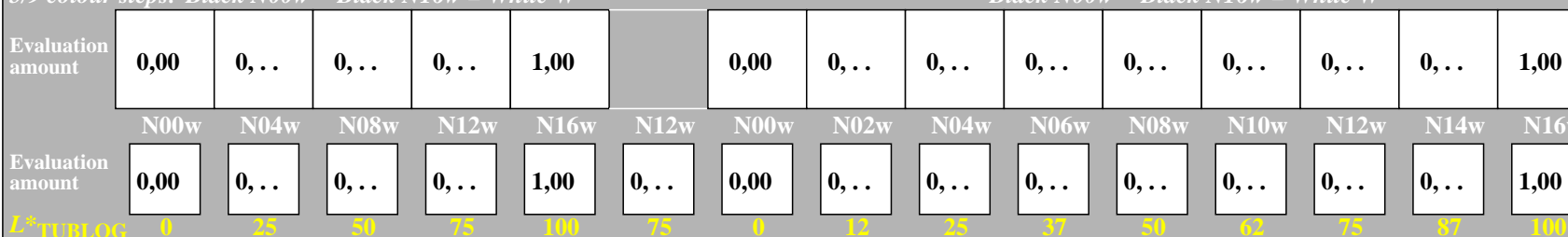
gei00-3n, Evaluation sheet: 5 and 9 colour steps, exp0=1, expg=1, inw=1, xchart=1

5/9 colour steps: Black N00w – Black N16w = White W 0, 125, 250, 375, 500, 625, 750, 875, 1000 Black N00w – Black N16w = White W



gei00-5n, Test samples: 5 and 9 colour steps, exp0=1, expg=1, inw=1, xchart=0

5/9 colour steps: Black N00w – Black N16w = White W 0, 125, 250, 375, 500, 625, 750, 875, 1000 Black N00w – Black N16w = White W



gei00-7n, Evaluation sheet: 5 and 9 colour steps, exp0=1, expg=1, inw=1, xchart=2

TUB-test chart gei0; Adjacent and separate colour samples for intervall scaling, Evaluation example and evaluation of colour steps of the series N–W with 5 and 9 steps; surround light Grey H=N12w

see similar files of the whole serie: <http://farbe.li.tu-berlin.de/geis.htm>
 technical information: <http://farbe.li.tu-berlin.de> or <http://color.li.tu-berlin.de>

TUB registration: 20240601-gei0/gei0l0np.pdf / .ps
 application for evaluation and measurement of display or print output

TUB material: code=rh4ta