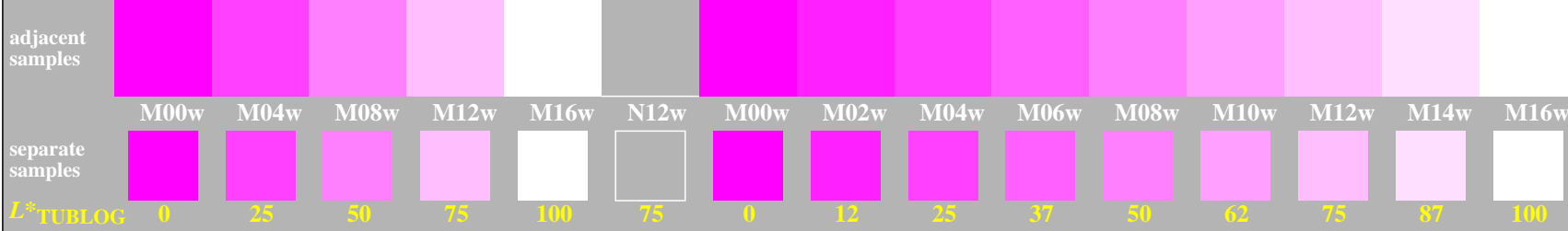


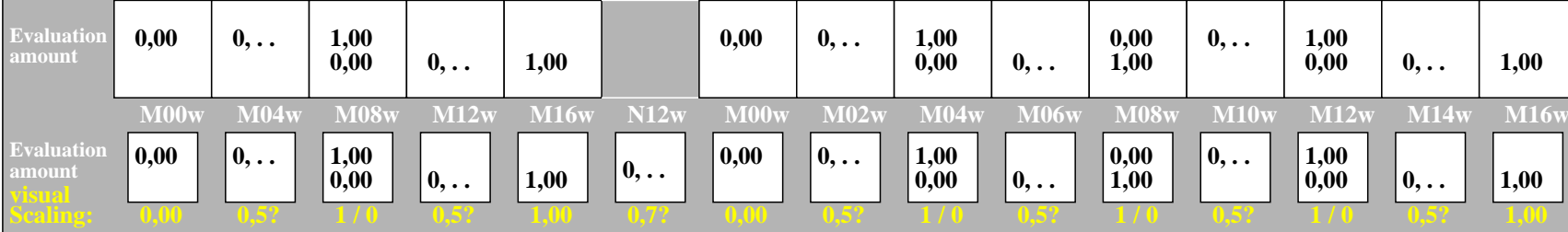
<http://farbe.li.tu-berlin.de/gej8/gej8l0np.pdf> / .ps; only vector graphic VG; start output  
 see separate images of this page: <http://farbe.li.tu-berlin.de/gej8/gej8.htm>

5/9 colour steps: Magenta M00w – Magenta M16w = White W  
 0, 125, 250, 375, 500, 625, 750, 875, 1000  
 Magenta M00w – Magenta M16w = White W



gej80-1n, Test samples: 5 and 9 colour steps, exp0=1, expg=1, inw=1, xchart=0

5/9 colour steps: Magenta M00w – Magenta M16w = White W  
 0, 125, 250, 375, 500, 625, 750, 875, 1000  
 Magenta M00w – Magenta M16w = White W



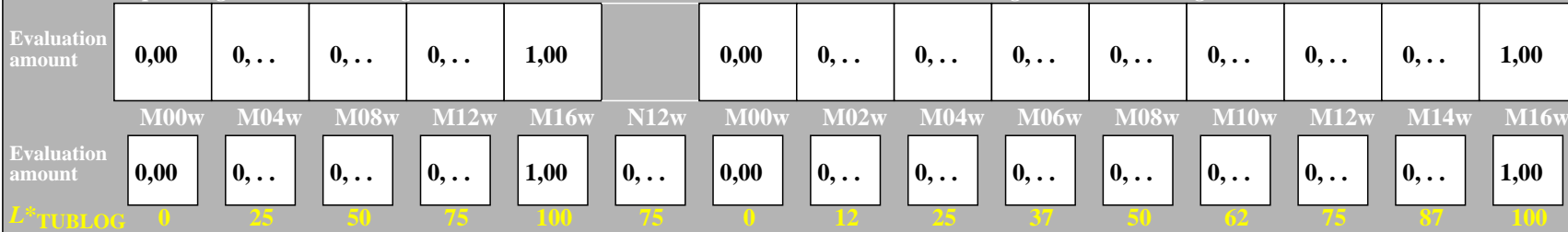
gej80-3n, Evaluation sheet: 5 and 9 colour steps, exp0=1, expg=1, inw=1, xchart=1

5/9 colour steps: Magenta M00w – Magenta M16w = White W  
 0, 125, 250, 375, 500, 625, 750, 875, 1000  
 Magenta M00w – Magenta M16w = White W



gej80-5n, Test samples: 5 and 9 colour steps, exp0=1, expg=1, inw=1, xchart=0

5/9 colour steps: Magenta M00w – Magenta M16w = White W  
 0, 125, 250, 375, 500, 625, 750, 875, 1000  
 Magenta M00w – Magenta M16w = White W



gej80-7n, Evaluation sheet: 5 and 9 colour steps, exp0=1, expg=1, inw=1, xchart=2

TUB-test chart gej8; Adjacent and separate colour samples for intervall scaling, Evaluation example and evaluation of colour steps ; surround light Grey H=N12w

see similar files of the whole serie: <http://farbe.li.tu-berlin.de/gej8.htm>  
<http://farbe.li.tu-berlin.de> or <http://color.li.tu-berlin.de>

TUB registration: 20240601-gej8/gej8l0np.pdf / .ps  
 application for evaluation and measurement of display or print output  
 TUB material: code=rhata