


<http://farbe.li.tu-berlin.de/gen0/gen00n1.txt /ps>; only vector graphic VG; start output  
 see separate images of this page: <http://farbe.li.tu-berlin.de/gen0.htm>

Three, 5 and 9 colour steps for visual evaluation

0, 125, 250, 375, 500, 625, 750, 875, 1000  
 Black N00w – Black N16w = White W


$L^*_{TUBLOG,U} = 50 \log(Y / 5Y_U) + 50$ ,  $Y_N=4$ ,  $Y_U=20$ ,  $Y_W=100$



Three, 5 and 9 colour steps for visual evaluation

0, 15, 62, 140, 250, 390, 562, 765, 1000  
 Black N00w – Black N16w = White W


$L^*_{TUBLOG,U} = 50 \log(Y / 5Y_U) + 50$ ,  $Y_N=4$ ,  $Y_U=20$ ,  $Y_W=100$



Three, 5 and 9 colour steps for visual evaluation

0, 353, 500, 612, 707, 790, 866, 935, 1000  
 Black N00w – Black N16w = White W

$L^*_{TUBLOG,U} = 50 \log(Y / 5Y_U) + 50$ ,  $Y_N=4$ ,  $Y_U=20$ ,  $Y_W=100$



Three, 5 and 9 colour steps for visual evaluation

0, 44, 125, 229, 353, 494, 649, 818, 1000  
 Black N00w – Black N16w = White W

$L^*_{TUBLOG,U} = 50 \log(Y / 5Y_U) + 50$ ,  $Y_N=4$ ,  $Y_U=20$ ,  $Y_W=100$



TUB-test chart gen0; Adjacent and separate colour samples for intervall scaling  
 Gamma values 1, 2, 0.5, 1.5 of the series N–W with 3, 5 and 9 steps; U=N08w, N04w, N12w, N06w

see similar files of the whole serie: <http://farbe.li.tu-berlin.de/gens.htm>  
 technical information: <http://farbe.li.tu-berlin.de/> or <http://color.li.tu-berlin.de>

TUB registration: 20240701-gen0/gen00n1.txt /ps  
 application for evaluation and measurement of display or print output  
 TUB material: code=thata