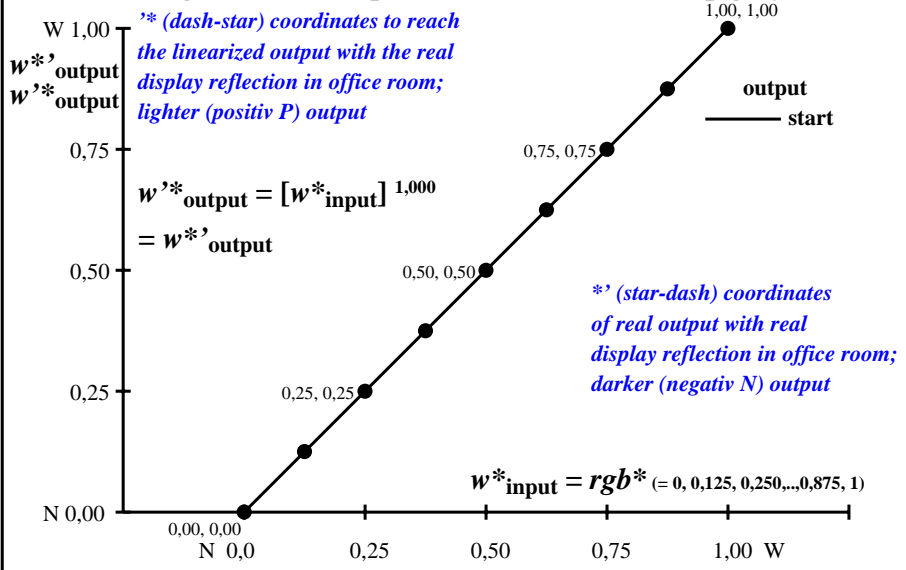
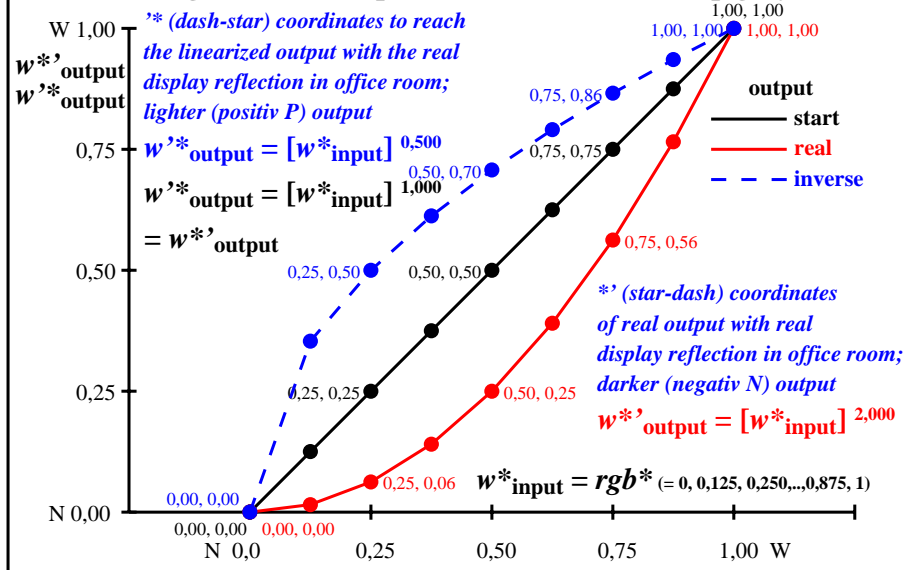


Colour management for output linearization of a 9 step grey scale



Colour management for output linearization of a 9 step grey scale

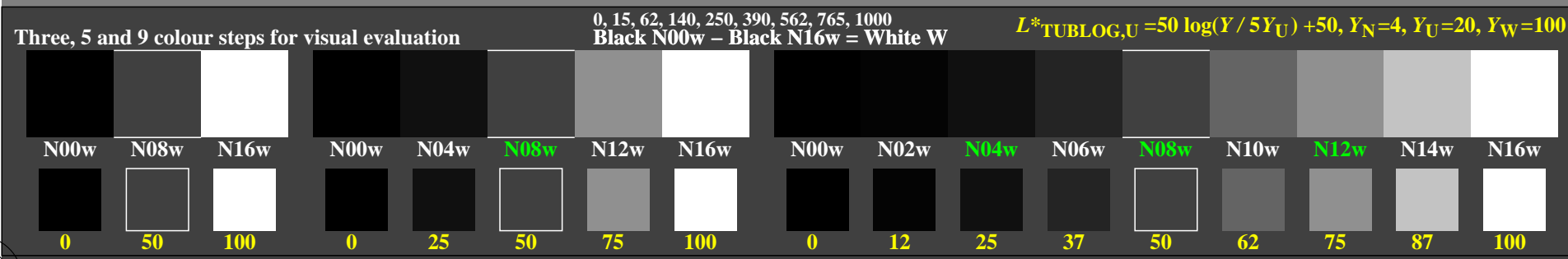


geo40-3n

geo41-3n



geo40-5n, Test samples: 3, 5 and 9 colour steps, greu=0,500, expu=1,000, expa=1,000



geo40-7n, Test samples: 3, 5 and 9 colour steps, greu=0,500, expu=2,000, expa=2,000

TUB-test chart geo4; File-(F)-Linearization code *IMR-0000F* and Gamma (71 lines) in four files
 Gamma values 1 (start), 2 (real) and 0,5 (inverse); No linearisation with Gamma=1