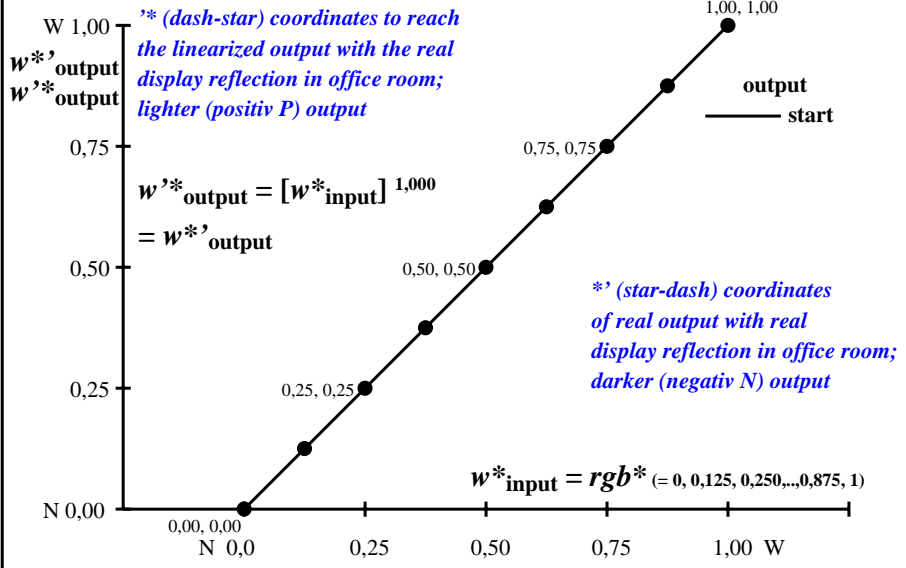
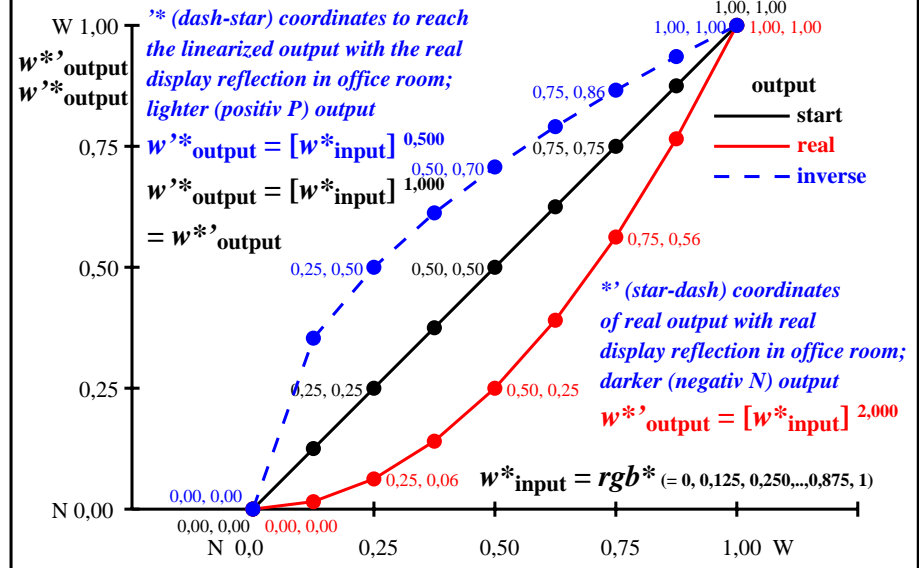


Colour management for output linearization of a 9 step grey scale



Colour management for output linearization of a 9 step grey scale




gep40-3n

gep41-3n



gep40-5n, Test samples: 3, 5 and 9 colour steps, greu=0,500, expu=1,000, expa=1,000



gep40-7n, Test samples: 3, 5 and 9 colour steps, greu=0,500, expu=2,000, expa=2,000

TUB-test chart gep4; Linearization code in FrameFile (FF) and Gamma (one line) in four files
 Gamma values 1 (start), 2 (real) and 0,5 (inverse); No linearisation with Gamma=1

see similar files of the whole serie: <http://farbe.li.tu-berlin.de/geps.htm>
 technical information: <http://farbe.li.tu-berlin.de> or <http://color.li.tu-berlin.de>

TUB registration: 202240701-gep4/gep410np.pdf / .ps
 application for evaluation and measurement of display or print output
 TUB material: code=rhadata