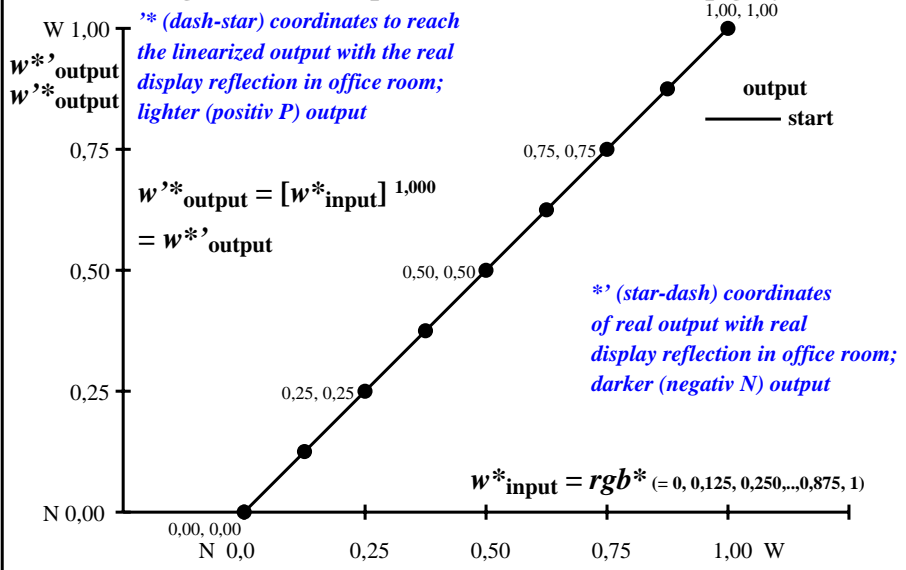
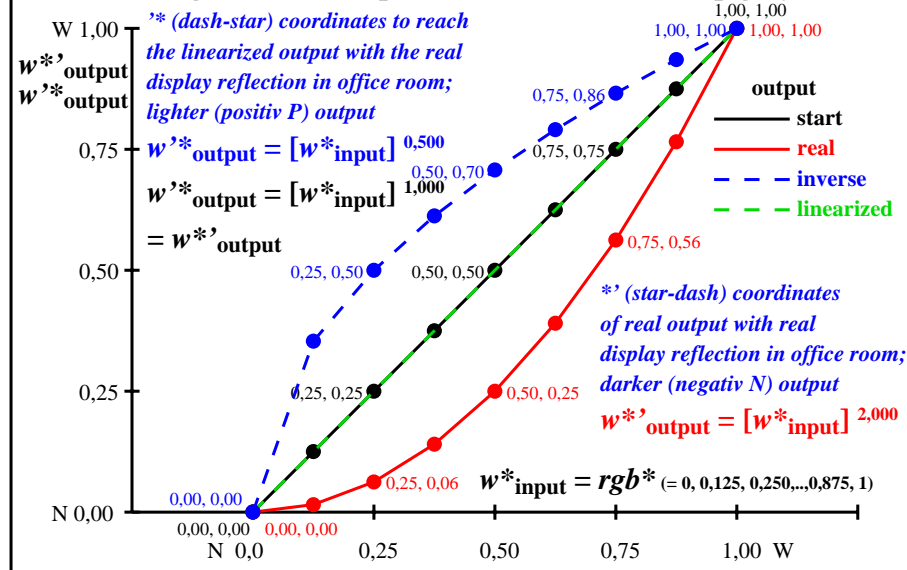


### Colour management for output linearization of a 9 step grey scale





### Colour management for output linearization of a 9 step grey scale



gep50-3n

gep51-3n



TUB-test chart gep5; Linearization code in FrameFile (FF) and Gamma (one line) in four files  
 Gamma values 1 (start), 2 (real) and 0,5 (inverse); Linearisation Gamma=1 and 0,5

see similar files of the whole serie: <http://farbe.li.tu-berlin.de/geps.htm>  
 technical information: <http://farbe.li.tu-berlin.de> or <http://color.li.tu-berlin.de>