


<http://farbe.li.tu-berlin.de/ger1/ger110n1.txt> / .ps; only vector graphic VG; start output  
see separate images of this page: <http://farbe.li.tu-berlin.de/ger1/ger1.htm>

Three, 5 and 9 colour steps for visual evaluation

0, 125, 250, 375, 500, 625, 750, 875, 1000  
Black N00w – Black N16w = White W

$L^*_{TUBLOG,U} = 50 \log(Y/5Y_U) + 50, Y_N=4, Y_U=20, Y_W=100$




ger10-1a, Test samples: 3, 5 and 9 colour steps, greu=0.500, expu=1.000, expu=1.000

Three, 5 and 9 colour steps for visual evaluation

0, 15, 62, 140, 250, 390, 562, 765, 1000  
Black N00w – Black N16w = White W

$L^*_{TUBLOG,U} = 50 \log(Y/5Y_U) + 50, Y_N=4, Y_U=20, Y_W=100$



ger10-3a, Test samples: 3, 5 and 9 colour steps, greu=0.500, expu=2.000, expu=2.000

Three, 5 and 9 colour steps for visual evaluation

0, 353, 500, 612, 707, 790, 866, 935, 1000  
Black N00w – Black N16w = White W

$L^*_{TUBLOG,U} = 50 \log(Y/5Y_U) + 50, Y_N=4, Y_U=20, Y_W=100$




ger10-5a, Test samples: 3, 5 and 9 colour steps, greu=0.500, expu=0.500, expu=0.500

Three, 5 and 9 colour steps for visual evaluation

0, 44, 125, 229, 353, 494, 649, 818, 1000  
Black N00w – Black N16w = White W

$L^*_{TUBLOG,U} = 50 \log(Y/5Y_U) + 50, Y_N=4, Y_U=20, Y_W=100$



ger10-7a, Test samples: 3, 5 and 9 colour steps, greu=0.500, expu=1.500, expu=1.500

TUB-test chart ger1; This is an example text for many applications  
text case2

see similar files of the whole serie: <http://farbe.li.tu-berlin.de/gers.htm>  
technical information: <http://farbe.li.tu-berlin.de> or <http://color.li.tu-berlin.de>

TUB registration: 20240701-ger1/ger110n1.txt / .ps  
application for evaluation and measurement of display or print output  
TUB material: code=thata