


<http://farbe.li.tu-berlin.de/ger3/ger310np.pdf> / .ps; only vector graphic VG; start output
 see separate images of this page: <http://farbe.li.tu-berlin.de/ger3/ger3.htm>

Three, 5 and 9 colour steps for visual evaluation

0, 125, 250, 375, 500, 625, 750, 875, 1000

Black N00w – Black N16w = White W

$L^*_{TUBLOG,U} = 50 \log(Y / 5Y_U) + 50, Y_N=4, Y_U=20, Y_W=100$



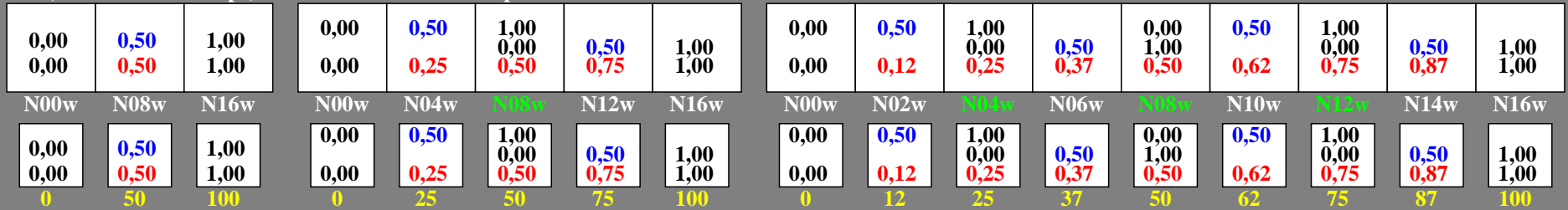
ger30-1n, Test samples: 3, 5 and 9 colour steps, greu=0.500, expu=1.000, expa=1.000

Three, 5 and 9 colour steps, numeric calculation example

0, 125, 250, 375, 500, 625, 750, 875, 1000

Black N00w – Black N16w = White W

$L^*_{TUBLOG,U} = 50 \log(Y / 5Y_U) + 50, Y_N=4, Y_U=20, Y_W=100$



ger30-3n, Test samples: 3, 5 and 9 colour steps, greu=0.500, expu=1.000, expa=1.000

Three, 5 and 9 colour steps for visual evaluation

0, 15, 62, 140, 250, 390, 562, 765, 1000

Black N00w – Black N16w = White W

$L^*_{TUBLOG,U} = 50 \log(Y / 5Y_U) + 50, Y_N=4, Y_U=20, Y_W=100$



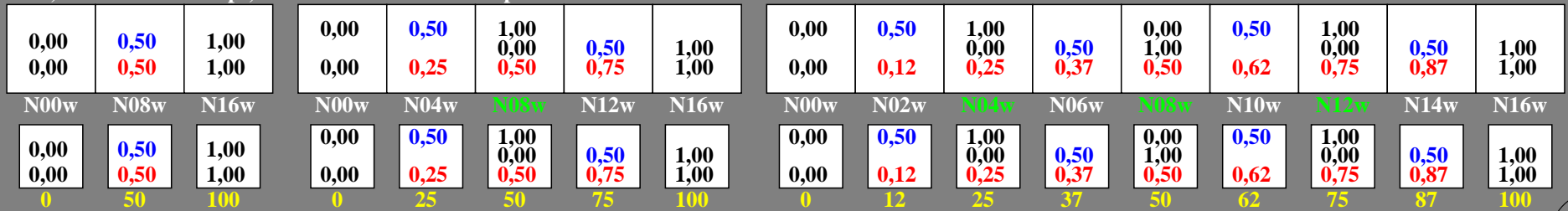
ger30-5n, Test samples: 3, 5 and 9 colour steps, greu=0.500, expu=2.000, expa=2.000

Three, 5 and 9 colour steps, numeric calculation example

0, 125, 250, 375, 500, 625, 750, 875, 1000

Black N00w – Black N16w = White W

$L^*_{TUBLOG,U} = 50 \log(Y / 5Y_U) + 50, Y_N=4, Y_U=20, Y_W=100$



ger30-7n, Test samples: 3, 5 and 9 colour steps, greu=0.500, expu=1.000, expa=1.000

TUB-test chart ger3; This is an example text for many applications

see similar files of the whole serie: <http://farbe.li.tu-berlin.de/ger3/ger310np.pdf> / .ps
 technical information: <http://farbe.li.tu-berlin.de> or <http://color.li.tu-berlin.de>

TUB registration: 20240701-ger3/ger310np.pdf / .ps
 application for evaluation and measurement of display or print output

TUB material: code=rh4ta