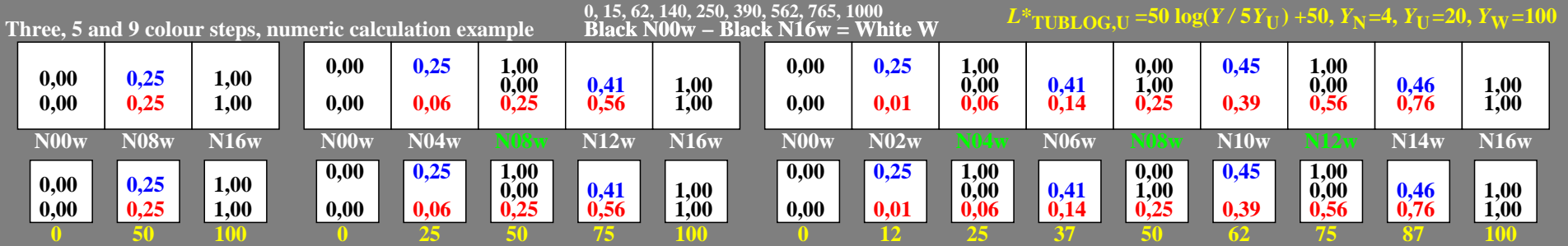



<http://farbe.li.tu-berlin.de/gex3/gex310na.txt> / .ps; only vector graphic VG; start output
 see separate images of this page: <http://farbe.li.tu-berlin.de/gex3/gex3.htm>



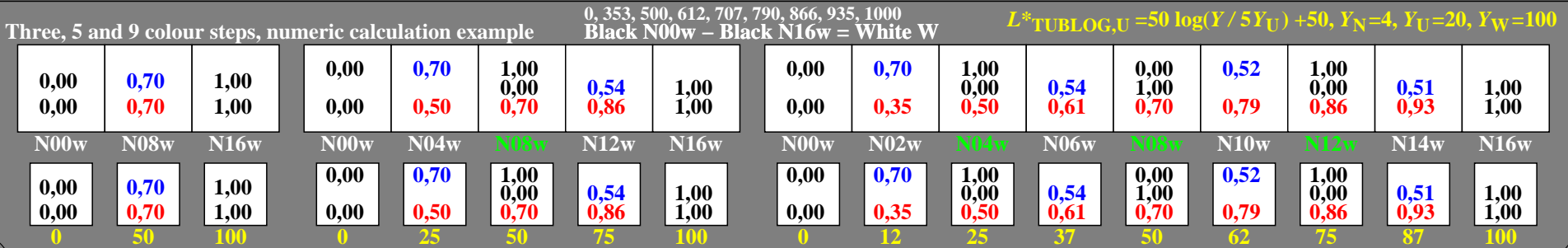
gex30-1n, Test samples: 3, 5 and 9 colour steps, greu=0.500, expu=1.000, expa=1.000, indexLFI=20, IMR=FLVLF



gex30-3n, Test samples: 3, 5 and 9 colour steps, greu=0.500, expu=1.000, expa=2.000, indexLFI=20, IMR=FLVLF



gex30-5n, Test samples: 3, 5 and 9 colour steps, greu=0.500, expu=1.000, expa=0.500, indexLFI=20, IMR=FLVLF



gex30-7n, Test samples: 3, 5 and 9 colour steps, greu=0.500, expu=1.000, expa=0.500, indexLFI=20, IMR=FLVLF

TUB-test chart gex3; Linearization code *IMR-000LF* and Gamma (76 lines) in (1/3/5/7)n
 invers Gamma=1 (1/3)n, 2 (5/7)n; series N–W with 3/5/9 steps; U: (1/3/5/7/9)n=N(08/08/08/08)w

see similar files of the whole serie: <http://farbe.li.tu-berlin.de/gex3.htm>
 technical information: <http://farbe.li.tu-berlin.de> or <http://color.li.tu-berlin.de>

TUB registration: 20240801-gex3/gex310na.txt/.ps
 application for evaluation and measurement of display or print output
 TUB material: code=rh4ta