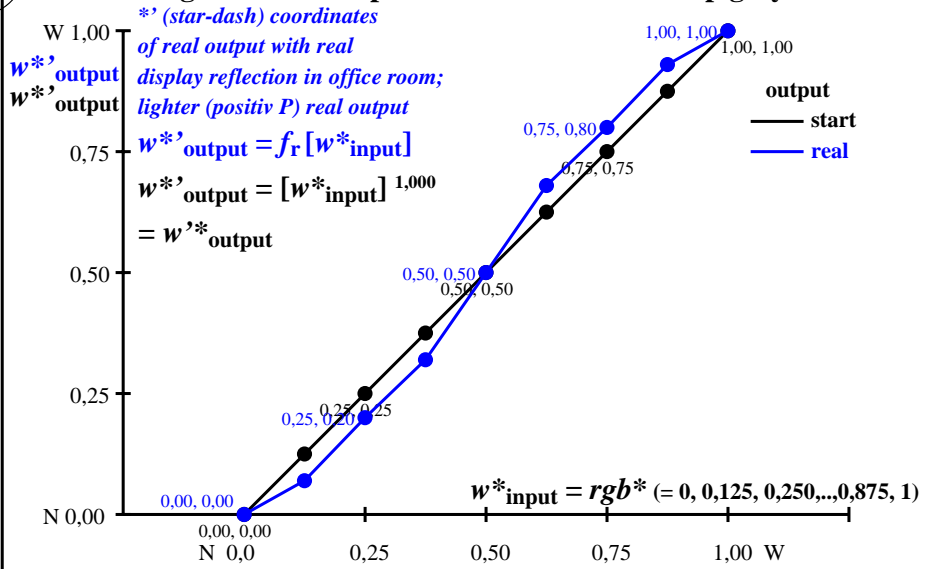
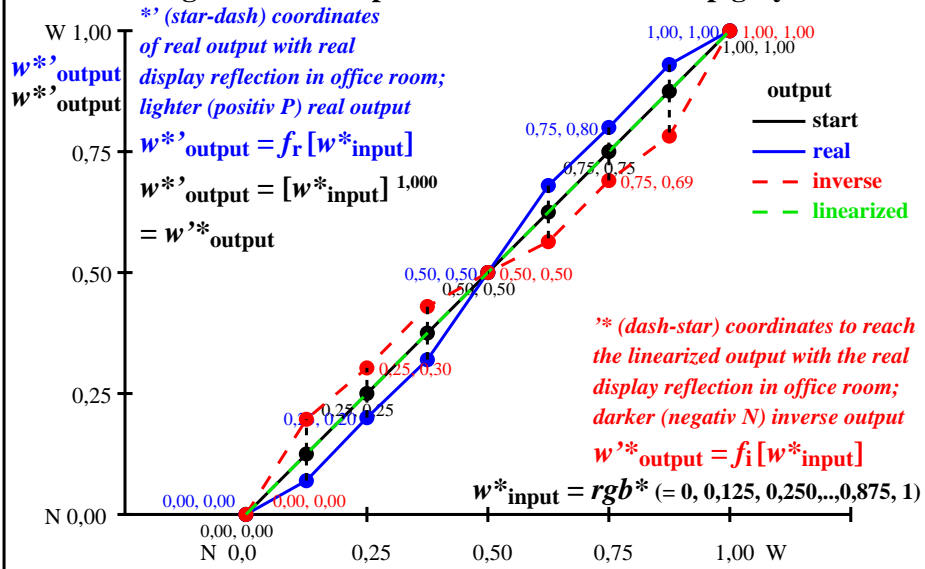


<http://farbe.li.tu-berlin.de/heg9/heg910np.pdf> / .ps; only vector graphic VG; start output
 see separate images of this page: <http://farbe.li.tu-berlin.de/heg9/heg9.htm>

Colour management for output linearization of a 9 step grey scale



Colour management for output linearization of a 9 step grey scale



heg90-3n

heg91-3n

Three, 5 and 9 colour steps for visual evaluation
 s: 0, 125, 250, 375, 500, 625, 750, 875, 1000
 Black N00w – Black N16w = White W $L^*_{TUBLOG,U} = [50/\log(5)] \log(Y/Y_U) + 50, Y_N=4, Y_U=20, Y_W=100$




Three, 5 and 9 colour steps, numeric specification

0,00 0,00	e08=0, .. a1=e08	1,00 1,00	0,00 0,00	e04=0, .. b1=e04*a1	1,00 0,00 b2=a1	e48=0, .. b3=e48* (1-b2)+b2	1,00 1,00	0,00 0,00	e02=0, .. c1=e02*b1	1,00 0,00 c2=b1	c24=0, .. c3=e24* (b2-b1)+b1	0,00 1,00 c4=b2	e46=0, .. c5=e46* (b3-b2)+b2	1,00 0,00 c6=b3	e68=0, .. c7=e68* (1-b3)+b3	1,00 1,00
--------------	---------------------	--------------	--------------	------------------------	-----------------------	-----------------------------------	--------------	--------------	------------------------	-----------------------	------------------------------------	-----------------------	------------------------------------	-----------------------	-----------------------------------	--------------

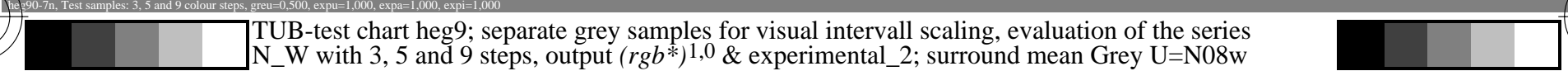
Three, 5 and 9 colour steps, numeric calculation example

0,00 0,000 0,000	0,50 0,500 0,500	1,00 1,000 1,000	0,00 0,000 0,000	0,40 0,200 0,302	1,00 0,00 0,500	0,60 0,800 0,690	1,00 1,000 1,000	0,00 0,000 0,000	0,35 0,070 0,196	1,00 0,200 0,302	0,39 0,320 0,429	0,00 1,00 0,500	0,60 0,680 0,563	1,00 0,00 0,690	0,65 0,930 0,782	1,00 1,000 1,000
------------------------	------------------------	------------------------	------------------------	------------------------	-----------------------	------------------------	------------------------	------------------------	------------------------	------------------------	------------------------	-----------------------	------------------------	-----------------------	------------------------	------------------------

Three, 5 and 9 colour steps, produced visual linearization
 r: 0, 70, 200, 320, 500, 680, 800, 930, 1000
 i: 0, 196, 302, 429, 500, 563, 690, 782, 1000
 Black N00w – Black N16w = White W $L^*_{TUBLOG,U} = [50/\log(5)] \log(Y/Y_U) + 50, Y_N=4, Y_U=20, Y_W=100$



heg90-7n, Test samples: 3, 5 and 9 colour steps, greu=0.500, expu=1.000, expa=1.000, expi=1.000



see similar files of the whole serie: <http://farbe.li.tu-berlin.de/heg9.htm>
 technical information: <http://farbe.li.tu-berlin.de> or <http://color.li.tu-berlin.de>

TUB registration: 20241001-heg9/heg910np.pdf / .ps
 application for evaluation and measurement of display or print output

TUB material: code=rh4ta