


<http://farbe.li.tu-berlin.de/heh6/heh610np.pdf> /.ps; only vector graphic VG; start output
 see separate images of this page: <http://farbe.li.tu-berlin.de/heh6/heh6.htm>

Three, 5 and 9 colour steps for visual evaluation $L^*_{TUBLOG,U}=[50/\log(5)] \log(Y/Y_U)+50, Y_N=4, Y_U=20, Y_W=100$
 s: 0, 125, 250, 375, 500, 625, 750, 875, 1000
 Black N00g – Black N16g = Green G



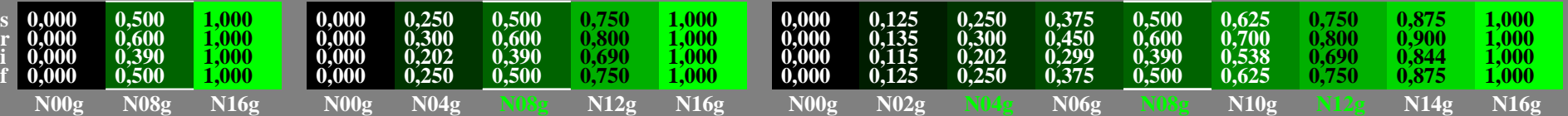
Three, 5 and 9 colour steps, numeric specification

0,00 0,00	e08=0, .. a1=e08	1,00 1,00	0,00 0,00	e04=0, .. b1=e04*a1	1,00 0,00 b2=a1	e48=0, .. b3=e48* (1-b2)+b2	1,00 1,00	0,00 0,00	e02=0, .. c1=e02*b1	1,00 0,00 c2=b1	c24=0, .. c3=e24* (b2-b1)+b1	1,00 1,00 c4=b2	e46=0, .. c5=e46* (b3-b2)+b2	1,00 0,00 c6=b3	e68=0, .. c7=e68* (1-b3)+b3	1,00 1,00
--------------	---------------------	--------------	--------------	------------------------	-----------------------	-----------------------------------	--------------	--------------	------------------------	-----------------------	------------------------------------	-----------------------	------------------------------------	-----------------------	-----------------------------------	--------------

Three, 5 and 9 colour steps, numeric calculation example

0,00 0,000 0,000	0,60 0,600 0,390	1,00 1,000 1,000	0,00 0,000 0,000	0,50 0,300 0,202	1,00 0,600 0,390	0,50 0,800 0,690	1,00 1,000 1,000	0,00 0,000 0,000	0,45 0,135 0,115	1,00 0,300 0,202	0,50 0,450 0,299	1,00 0,600 0,390	0,50 0,700 0,538	1,00 0,800 0,690	0,49 0,900 0,844	1,00 1,000 1,000
------------------------	------------------------	------------------------	------------------------	------------------------	------------------------	------------------------	------------------------	------------------------	------------------------	------------------------	------------------------	------------------------	------------------------	------------------------	------------------------	------------------------

Three, 5 and 9 colour steps, produced visual linearization $L^*_{TUBLOG,U}=[50/\log(5)] \log(Y/Y_U)+50, Y_N=4, Y_U=20, Y_W=100$
 r: 0, 135, 300, 450, 600, 700, 800, 900, 1000
 i: 0, 115, 202, 299, 390, 538, 690, 844, 1000
 Black N00g – Black N16g = Green G



Three, 5 and 9 colour steps for visual evaluation $L^*_{TUBLOG,U}=[50/\log(5)] \log(Y/Y_U)+50, Y_N=4, Y_U=20, Y_W=100$
 s: 0, 125, 250, 375, 500, 625, 750, 875, 1000
 Black N00g – Black N16g = Green G




Three, 5 and 9 colour steps, numeric specification

0,00 0,00	e08=0, .. a1=e08	1,00 1,00	0,00 0,00	e04=0, .. b1=e04*a1	1,00 0,00 b2=a1	e48=0, .. b3=e48* (1-b2)+b2	1,00 1,00	0,00 0,00	e02=0, .. c1=e02*b1	1,00 0,00 c2=b1	c24=0, .. c3=e24* (b2-b1)+b1	1,00 1,00 c4=b2	e46=0, .. c5=e46* (b3-b2)+b2	1,00 0,00 c6=b3	e68=0, .. c7=e68* (1-b3)+b3	1,00 1,00
--------------	---------------------	--------------	--------------	------------------------	-----------------------	-----------------------------------	--------------	--------------	------------------------	-----------------------	------------------------------------	-----------------------	------------------------------------	-----------------------	-----------------------------------	--------------

Three, 5 and 9 colour steps, numeric calculation example

0,00 0,000 0,000	0,60 0,600 0,390	1,00 1,000 1,000	0,00 0,000 0,000	0,45 0,270 0,230	1,00 0,600 0,390	0,55 0,820 0,658	1,00 1,000 1,000	0,00 0,000 0,000	0,40 0,108 0,143	1,00 0,270 0,230	0,49 0,435 0,314	1,00 0,600 0,390	0,50 0,710 0,524	1,00 0,820 0,658	0,60 0,928 0,787	1,00 1,000 1,000
------------------------	------------------------	------------------------	------------------------	------------------------	------------------------	------------------------	------------------------	------------------------	------------------------	------------------------	------------------------	------------------------	------------------------	------------------------	------------------------	------------------------

Three, 5 and 9 colour steps, produced visual linearization $L^*_{TUBLOG,U}=[50/\log(5)] \log(Y/Y_U)+50, Y_N=4, Y_U=20, Y_W=100$
 r: 0, 108, 270, 435, 600, 710, 820, 928, 1000
 i: 0, 143, 230, 314, 390, 524, 658, 787, 1000
 Black N00g – Black N16g = Green G



heh60-7n, Test samples: 3, 5 and 9 colour steps, greu=0.500, expu=1.000, expa=1.000, expi=1.000

TUB-test chart heh6; adj & sep grey samples for visual intervall scaling, evaluation of the series N_G with 3, 5 and 9 steps, output (rgb*)^{1,0} & experimental; surround mean Grey U=N08w

see similar files of the whole serie: <http://farbe.li.tu-berlin.de/heh6/heh610np.pdf> or <http://farbe.li.tu-berlin.de/heh6/heh6.htm> or <http://color.li.tu-berlin.de>

TUB registration: 20241001-heh6/heh610np.pdf /.ps
 application for evaluation and measurement of display or print output

TUB material: code=rh4ta