http://farbe.li.tu-berlin.de/hei3/hei3l0np.pdf /.ps; only vector graphic VG; start output
see separate images of this page: http://farbe.li.tu-berlin.de/hei3/hei3.htm

Colour management for output linearization of a 9 step grey scale

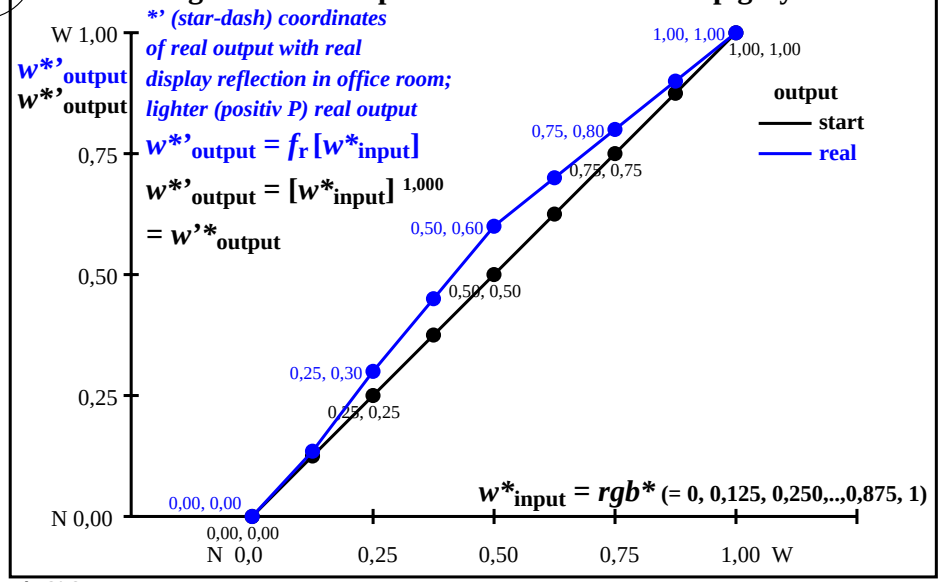

hei30-3n

Colour management for output linearization of a 9 step grey scale

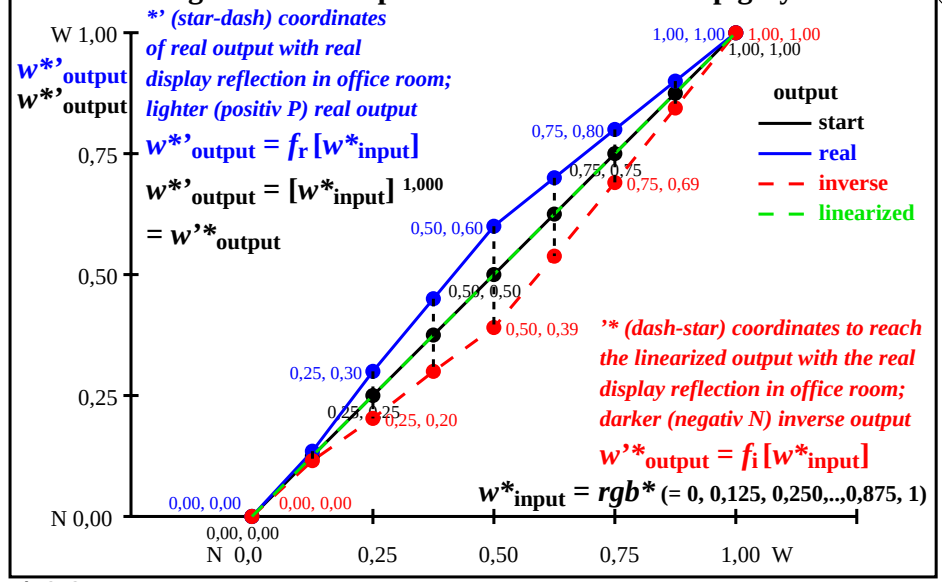

hei31-3n

Three, 5 and 9 colour steps for visual evaluation

s: 0, 125, 250, 375, 500, 625, 750, 875, 1000
Black N00b − Black N16b = Blue B

$L^*_{TUBLOG,U}=[50/\log(5)]\log(Y/Y_U)+50,\ Y_N=4,\ Y_U=20,\ Y_W=100$



N00b	N08b	N16b	N00b	N04b	N08b	N12b	N16b	N00b	N02b	N04b	N06b	N08b	N10b	N12b	N14b	N16b
								0	12?	25?	37?	50?	62?	75?	87?	100

Three, 5 and 9 colour steps, numeric specification

0,00	e08=0, . .	1,00	0,00	e04=0, . .	1,00			0,00	e02=0, . .	1,00		0,00	e46=0, . .	1,00		
0,00	a1=e08	1,00	0,00	b1=e04*a1	0,00 b2=a1	e48=0, . . b3=e48* (1−b2)+b2	1,00 1,00	0,00	c1=e02*b1	0,00 c2=b1	c24=0, . . c3=e24* (b2−b1)+b1	1,00 c4=b2	c5=e46* (b3−b2)+b2	0,00 c6=b3	e68=0, . . c7=e68* (1−b3)+b3	1,00 1,00

Three, 5 and 9 colour steps, numeric calculation example

0,00	0,60	1,00	0,00	0,50	1,00			0,00	0,45	1,00		0,00	0,50	1,00		
0,000	0,600	1,000	0,000	0,300	0,600	0,50	1,00	0,000	0,135	0,300	0,50	1,00	0,700	0,800	0,49	1,00
0,000	0,390	1,000	0,000	0,202	0,390	0,800	1,000	0,000	0,115	0,202	0,299	0,450	0,538	0,690	0,900	1,000
						0,690	1,000					0,600			0,844	1,000
												0,390				

r: 0, 135, 300, 450, 600, 700, 800, 900, 1000
i: 0, 115, 202, 299, 390, 538, 690, 844, 1000
Black N00b − Black N16b = Blue B

$L^*_{TUBLOG,U}=[50/\log(5)]\log(Y/Y_U)+50,\ Y_N=4,\ Y_U=20,\ Y_W=100$

Three, 5 and 9 colour steps, produced visual linearization

N00b	N08b	N16b	N00b	N04b	N08b	N12b	N16b	N00b	N02b	N04b	N06b	N08b	N10b	N12b	N14b	N16b

hei30-7n, Test samples: 3, 5 and 9 colour steps, greu=0,500, expu=1,000, expa=1,000, expi=1,000

TUB-test chart hei3; adjacent grey samples for visual intervall scaling, evaluation of the series N_B with 3, 5 and 9 steps, output $(rgb^*)^{1,0}$ & experimental; surround mean Grey U=N08w

see similar files of the whole serie: http://farbe.li.tu-berlin.de/heis.htm
technical information: http://farbe.li.tu-berlin.de or http://color.li.tu-berlin.de
TUB registration: 20241001-hei3/hei3l0np.pdf /.ps
application for evaluation and measurement of display or print output
TUB material: code=rha4ta