


<http://farbe.li.tu-berlin.de/hel0/hel010np.pdf> / .ps; only vector graphic VG; start output  
 see separate images of this page: <http://farbe.li.tu-berlin.de/hel0/hel0.htm>

s: 0, 125, 250, 375, 500, 625, 750, 875, 1000  $L^*_{TUBLOG,U}=[50/\log(5)] \log(Y/Y_U)+50, Y_N=4, Y_U=20, Y_W=100$   
 Blue B00w – Blue B16w = White W

Three, 5 and 9 colour steps for visual evaluation




Three, 5 and 9 colour steps, numeric specification

0,00 0,00	e08=0, .. a1=e08	1,00 1,00	0,00 0,00	e04=0, .. b1=e04*a1	1,00 0,00 b2=a1	e48=0, .. b3=e48*(1-b2)+b2	1,00 1,00	0,00 0,00	e02=0, .. c1=e02*b1	1,00 0,00 c2=b1	c24=0, .. c3=e24*(b2-b1)+b1	0,00 1,00 c4=b2	e46=0, .. c5=e46*(b3-b2)+b2	1,00 0,00 c6=b3	e68=0, .. c7=e68*(1-b3)+b3	1,00 1,00
--------------	---------------------	--------------	--------------	------------------------	-----------------------	-------------------------------	--------------	--------------	------------------------	-----------------------	--------------------------------	-----------------------	--------------------------------	-----------------------	-------------------------------	--------------


Three, 5 and 9 colour steps, numeric calculation example

0,00 0,000 0,000	0,60 0,600 0,390	1,00 1,000 1,000	0,00 0,000 0,000	0,50 0,300 0,202	1,00 0,600 0,390	0,50 0,800 0,690	1,00 1,000 1,000	0,00 0,000 0,000	0,45 0,135 0,115	1,00 0,300 0,202	0,50 0,450 0,299	0,00 1,00 0,390	0,50 0,700 0,538	1,00 0,800 0,690	0,49 0,900 0,844	1,00 1,000 1,000
------------------------	------------------------	------------------------	------------------------	------------------------	------------------------	------------------------	------------------------	------------------------	------------------------	------------------------	------------------------	-----------------------	------------------------	------------------------	------------------------	------------------------

r: 0, 135, 300, 450, 600, 700, 800, 900, 1000 i: 0, 115, 202, 299, 390, 538, 690, 844, 1000  $L^*_{TUBLOG,U}=[50/\log(5)] \log(Y/Y_U)+50, Y_N=4, Y_U=20, Y_W=100$   
 Three, 5 and 9 colour steps, produced visual linearization Blue B00w – Blue B16w = White W



Three, 5 and 9 colour steps for visual evaluation s: 0, 125, 250, 375, 500, 625, 750, 875, 1000  $L^*_{TUBLOG,U}=[50/\log(5)] \log(Y/Y_U)+50, Y_N=4, Y_U=20, Y_W=100$   
 Blue B00w – Blue B16w = White W




Three, 5 and 9 colour steps, numeric specification

0,00 0,00	e08=0, .. a1=e08	1,00 1,00	0,00 0,00	e04=0, .. b1=e04*a1	1,00 0,00 b2=a1	e48=0, .. b3=e48*(1-b2)+b2	1,00 1,00	0,00 0,00	e02=0, .. c1=e02*b1	1,00 0,00 c2=b1	c24=0, .. c3=e24*(b2-b1)+b1	0,00 1,00 c4=b2	e46=0, .. c5=e46*(b3-b2)+b2	1,00 0,00 c6=b3	e68=0, .. c7=e68*(1-b3)+b3	1,00 1,00
--------------	---------------------	--------------	--------------	------------------------	-----------------------	-------------------------------	--------------	--------------	------------------------	-----------------------	--------------------------------	-----------------------	--------------------------------	-----------------------	-------------------------------	--------------

Three, 5 and 9 colour steps, numeric calculation example

0,00 0,000 0,000	0,60 0,600 0,390	1,00 1,000 1,000	0,00 0,000 0,000	0,45 0,270 0,230	1,00 0,600 0,390	0,55 0,820 0,658	1,00 1,000 1,000	0,00 0,000 0,000	0,40 0,108 0,143	1,00 0,270 0,230	0,49 0,435 0,314	0,00 1,00 0,390	0,50 0,710 0,524	1,00 0,820 0,658	0,60 0,928 0,787	1,00 1,000 1,000
------------------------	------------------------	------------------------	------------------------	------------------------	------------------------	------------------------	------------------------	------------------------	------------------------	------------------------	------------------------	-----------------------	------------------------	------------------------	------------------------	------------------------

r: 0, 108, 270, 435, 600, 710, 820, 928, 1000 i: 0, 143, 230, 314, 390, 524, 658, 787, 1000  $L^*_{TUBLOG,U}=[50/\log(5)] \log(Y/Y_U)+50, Y_N=4, Y_U=20, Y_W=100$   
 Three, 5 and 9 colour steps, produced visual linearization Blue B00w – Blue B16w = White W



the00-7n, Test samples: 3, 5 and 9 colour steps, greu=0.500, expu=1.000, expa=1.000, expi=1.000  
 TUB-test chart hel0; adj & sep grey samples for visual intervall scaling, evaluation of the series B\_W with 3, 5 and 9 steps, output (rgb\*)<sup>1,0</sup> & experimental; surround mean Grey U=N08w

see similar files of the whole serie: <http://farbe.li.tu-berlin.de/hels.htm>  
 technical information: <http://farbe.li.tu-berlin.de> or <http://color.li.tu-berlin.de>

TUB registration: 20241001-hel0/hel010np.pdf / .ps  
 application for evaluation and measurement of display or print output  
 TUB material: code=rh4ta