http://farbe.li.tu-berlin.de/heq0/heq0l0np.pdf /.ps; only vector graphic VG; start output
see separate images of this page: http://farbe.li.tu-berlin.de/heq0/heq0.htm

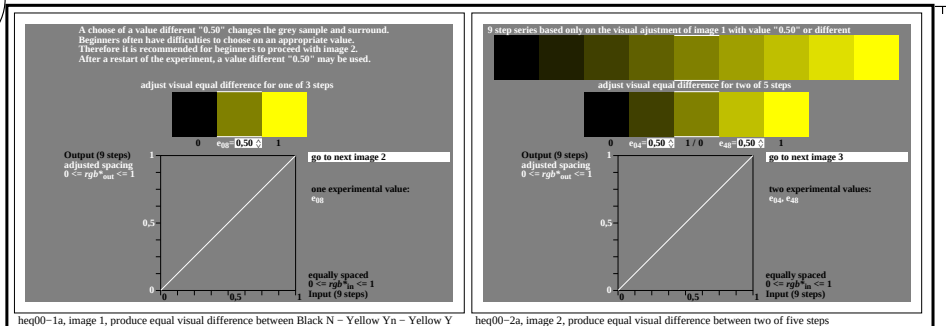

heq0−1a, image 1, produce equal visual difference between Black N − Yellow Yn − Yellow Y

heq00−2a, image 2, produce equal visual difference between two of five steps



heq00−3a, image 3, produce equal visual difference between four of nine steps

heq00−4a, image 4, adjust visual threshold (+0,04?) of 9 steps; all equal?

heq00−3n

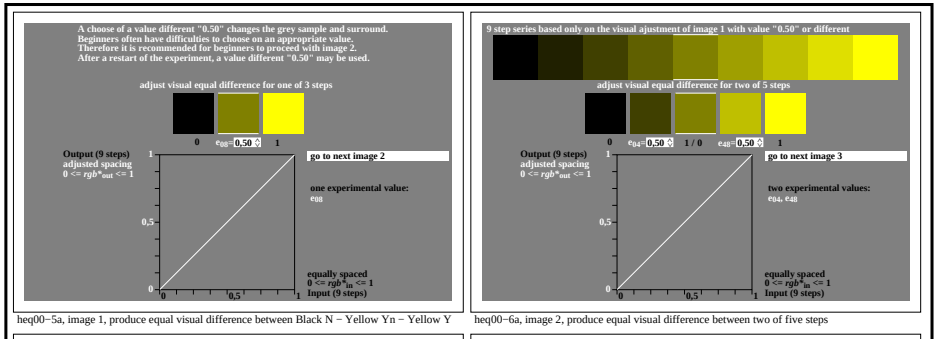

heq00−5a, image 1, produce equal visual difference between Black N − Yellow Yn − Yellow Y

heq00−6a, image 2, produce equal visual difference between two of five steps



heq00−7a, image 3, produce equal visual difference between four of nine steps

heq00−8a, image 4, adjust visual threshold (+0,04?) of 9 steps; all equal?

heq00−7n

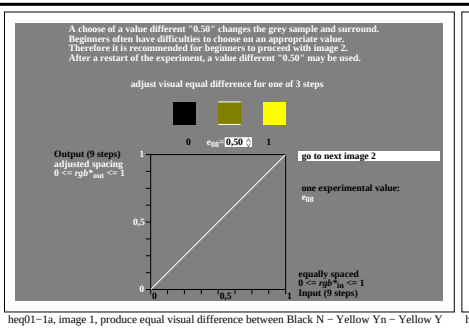

heq01−1a, image 1, produce equal visual difference between Black N − Yellow Yn − Yellow Y

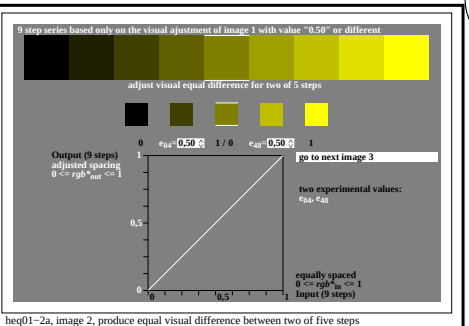

heq01−2a, image 2, produce equal visual difference between two of five steps

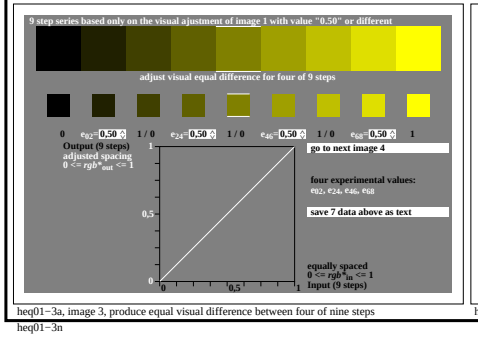

heq01−3a, image 3, produce equal visual difference between four of nine steps

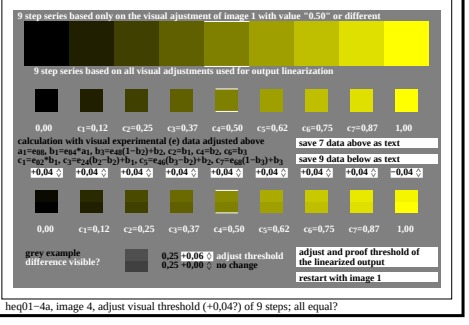

heq01−4a, image 4, adjust visual threshold (+0,04?) of 9 steps; all equal?

heq01−3n

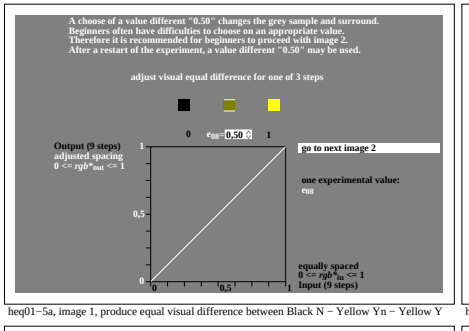

heq01−5a, image 1, produce equal visual difference between Black N − Yellow Yn − Yellow Y

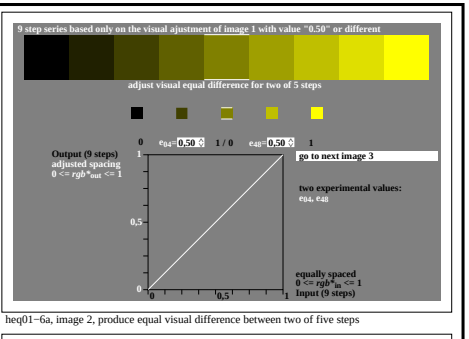

heq01−6a, image 2, produce equal visual difference between two of five steps

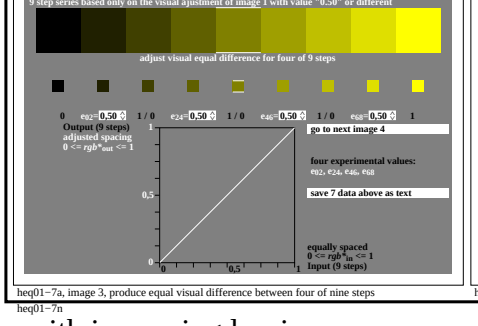

heq01−7a, image 3, produce equal visual difference between four of nine steps



heq01−8a, image 4, adjust visual threshold (+0,04?) of 9 steps; all equal?

heq01−7n

see similar files of the whole serie: http://farbe.li.tu-berlin.de/heqs.htm
technical information: http://farbe.li.tu-berlin.de or http://color.li.tu-berlin.de

TUB registration: 20241201-heq0/heq0l0np.pdf /.ps
application for evaluation and measurement of display or print output

TUB material: code=rha4ta

TUB-test chart heq0; Adjacent and separated colours with increasing luminance
Output linearization and thresholds for the 9 step equally spaced colour series Black N − Yellow Y