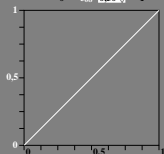


A choice of a value different "0.50" changes the grey sample and surround. Beginners often have difficulties to choose an appropriate value. Therefore it is recommended for beginners to proceed with image 2. After a restart of the experiment, a value different "0.50" may be used.

adjust visual equal difference for one of 3 steps



Output (9 steps)
adjusted spacing
 $0 \leq r_{gb}^{b^*}_{out} \leq 1$



go to next image 2

one experimental value:
 e_{08}

equally spaced
 $0 \leq r_{gb}^{b^*}_{in} \leq 1$
Input (9 steps)

heq80-5a, image 1, produce equal visual difference between Magenta M – Magenta Mw – White

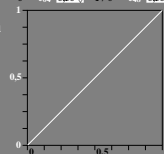
9 step series based only on the visual adjustment of image 1 with value "0.50" or different



adjust visual equal difference for two of 5 steps



Output (9 steps)
adjusted spacing
 $0 \leq r_{gb}^{b^*}_{out} \leq 1$



go to next image 3

two experimental values:
 e_{04}, e_{48}

equally spaced
 $0 \leq r_{gb}^{b^*}_{in} \leq 1$
Input (9 steps)

Wheq80-6a, image 2, produce equal visual difference between two of five steps

9 step series based only on the visual adjustment of image 1 with value "0.50" or different

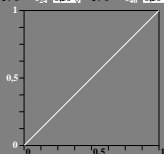


adjust visual equal difference for four of 9 steps



0 $e_{02}=0,50$ 1/0 $e_{24}=0,50$ 1/0 $e_{46}=0,50$ 1/0 $e_{68}=0,50$ 1

Output (9 steps)
adjusted spacing
 $0 \leq r_{gb}^{b^*}_{out} \leq 1$



go to next image 4

four experimental values:
 $e_{02}, e_{24}, e_{46}, e_{68}$

save 7 data above as text

equally spaced
 $0 \leq r_{gb}^{b^*}_{in} \leq 1$
Input (9 steps)

heq80-7a, image 3, produce equal visual difference between four of nine steps

heq80-7n

9 step series based only on the visual adjustment of image 1 with value "0.50" or different



9 step series based on all visual adjustments used for output linearization



calculation with visual experimental (e) data adjusted above

$a_1=e_{08}, b_1=e_{04}^*a_1, b_2=e_{48}(1-b_2)+b_2, c_2=b_1, c_4=b_2, c_6=b_3$
 $c_1=e_{02}^*b_1, c_3=e_{24}(b_2-b_2)+b_1, c_5=e_{46}(b_2-b_2)+b_2, c_7=e_{68}(1-b_2)+b_3$

save 7 data above as text

save 9 data below as text

$+0,04$ $+0,04$ $+0,04$ $+0,04$ $+0,04$ $+0,04$ $+0,04$ $+0,04$ $+0,04$



0,00 $c_1=0,12$ $c_2=0,25$ $c_3=0,37$ $c_4=0,50$ $c_5=0,62$ $c_6=0,75$ $c_7=0,87$ 1,00

grey example
difference visible?

$0,25 +0,06$ adjust threshold
 $0,25 +0,00$ no change

adjust and proof threshold of the linearized output

restart with image 1

heq80-8a, image 4, adjust visual threshold (+0,04?) of 9 steps; all equal?