http://farbe.li.tu-berlin.de/her7/her7l0np.pdf /.ps; only vector graphic VG; start output
see separate images of this page: http://farbe.li.tu-berlin.de/her7/her7.htm

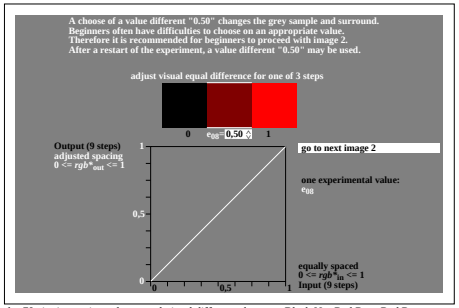

her70−1a, image 1, produce equal visual difference between Black N − Red Rn − Red R

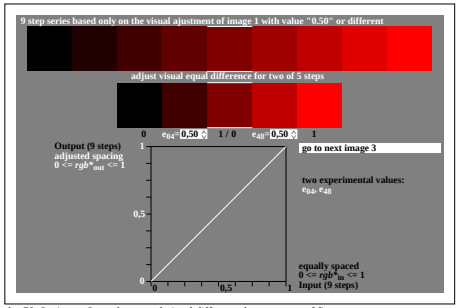

her70−2a, image 2, produce equal visual difference between two of five steps

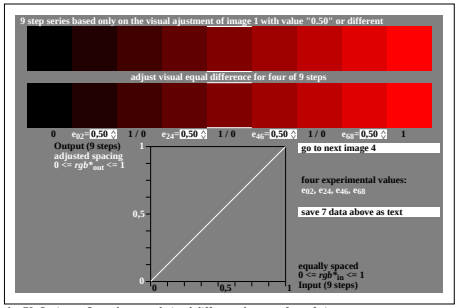

her70−3a, image 3, produce equal visual difference between four of nine steps

her70−3n

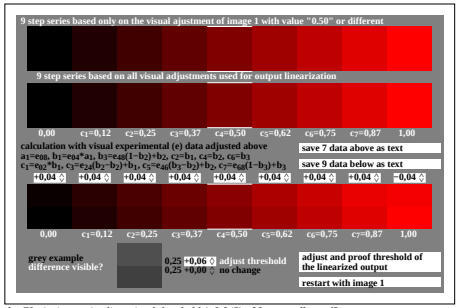

her70−4a, image 4, adjust visual threshold (+0,04?) of 9 steps; all equal?

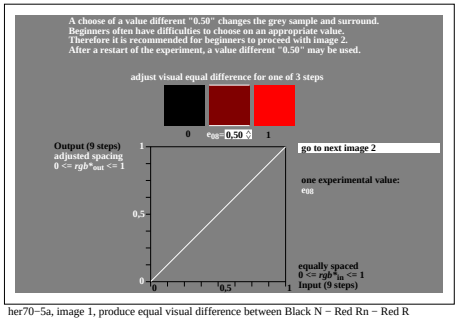

her70−5a, image 1, produce equal visual difference between Black N − Red Rn − Red R

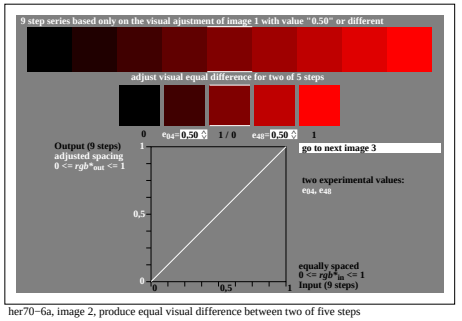

her70−6a, image 2, produce equal visual difference between two of five steps

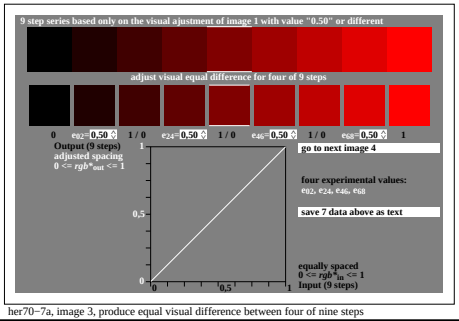

her70−7a, image 3, produce equal visual difference between four of nine steps

her70−7n

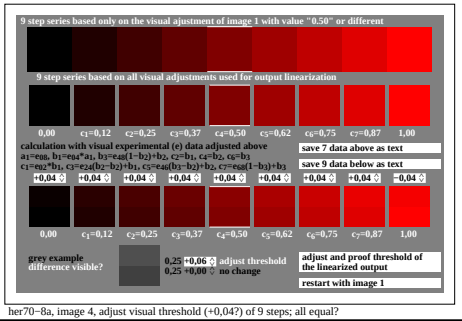

her70−8a, image 4, adjust visual threshold (+0,04?) of 9 steps; all equal?

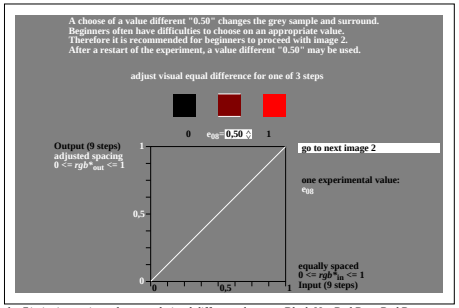

her71−1a, image 1, produce equal visual difference between Black N − Red Rn − Red R

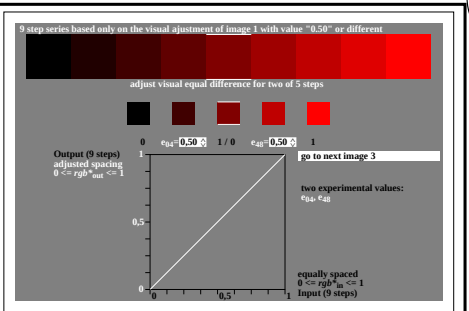

her71−2a, image 2, produce equal visual difference between two of five steps

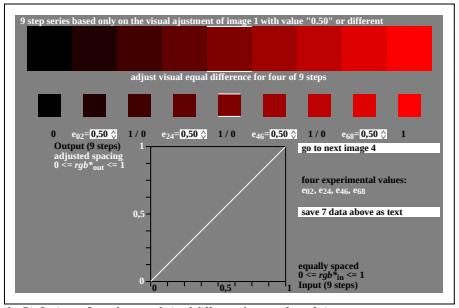

her71−3a, image 3, produce equal visual difference between four of nine steps

her71−3n



her71−4a, image 4, adjust visual threshold (+0,04?) of 9 steps; all equal?

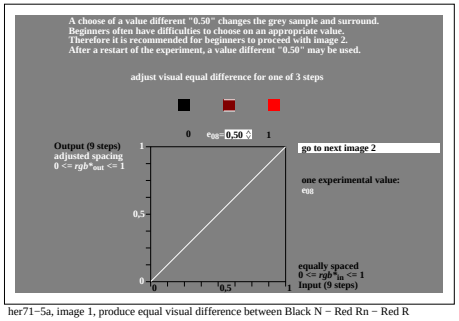

her71−5a, image 1, produce equal visual difference between Black N − Red Rn − Red R

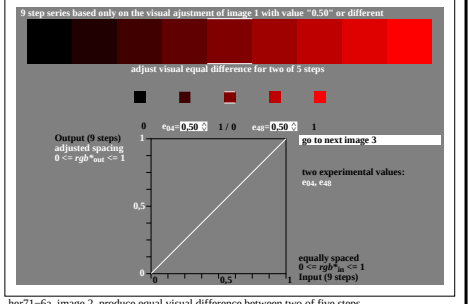

her71−6a, image 2, produce equal visual difference between two of five steps

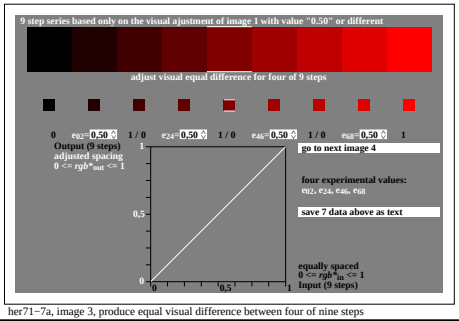

her71−7a, image 3, produce equal visual difference between four of nine steps

her71−7n



her71−8a, image 4, adjust visual threshold (+0,04?) of 9 steps; all equal?

see similar files of the whole serie: http://farbe.li.tu-berlin.de/hers.htm
technical information: http://farbe.li.tu-berlin.de or http://color.li.tu-berlin.de

TUB registration: 20241201-her7/her7l0np.pdf /.ps
application for evaluation and measurement of display or print output

TUB material: code=rha4ta

TUB-test chart her7; Adjacent and separated colours with increasing luminance
Output linearization and thresholds for the 9 step equally spaced colour series Black N − Red R