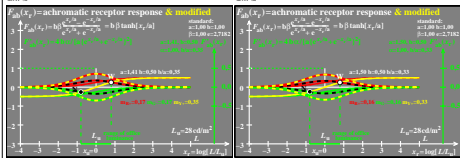
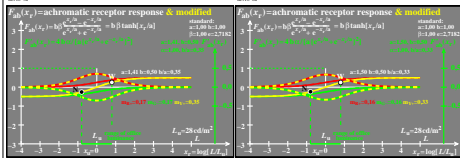
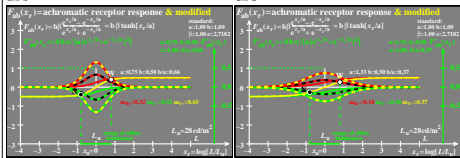
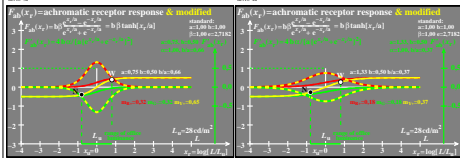
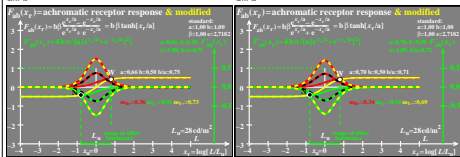
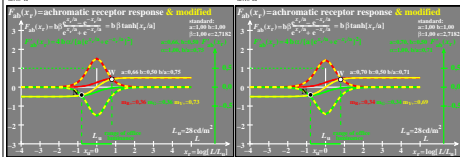
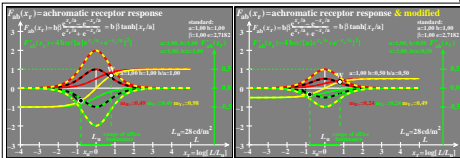
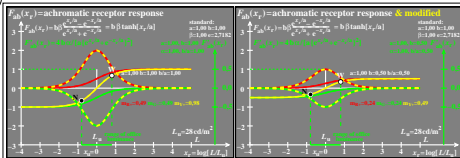


see similar files of the whole serie: <http://farbe.liu-tu-berlin.de/hev1.htm>
 technical information: <http://farbe.liu-tu-berlin.de> or <http://color.liu-tu-berlin.de>

TUB registration: 20241201-hev1/hev10n1.txt / ps
 application for evaluation and measurement of display or print output



TUB-test chart hev1; TUBJND model response functions $F_{ab}(x_r)$, and derivation $F'_{ab}(x_r)$
 Receptor responses R_+ , G_- , Y_+ , and derivations Y_+ , Y_- (left & right), and R_+ , G_- (right)

