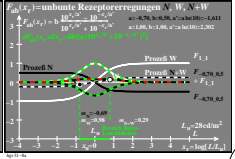
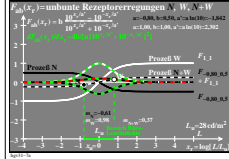

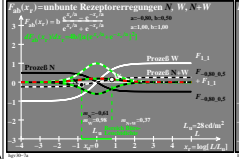
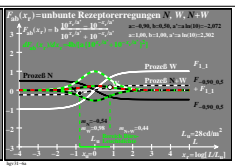
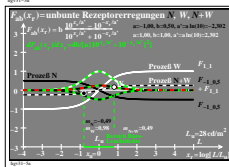
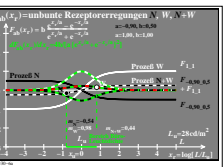
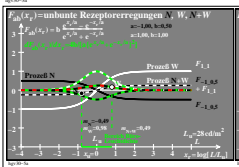
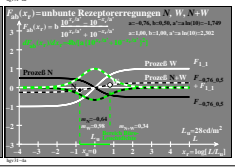
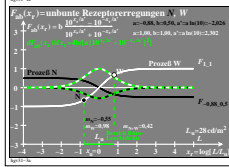
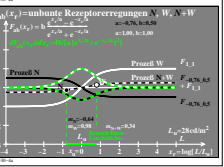
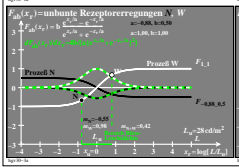
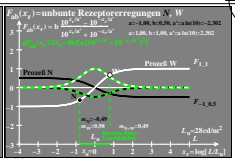
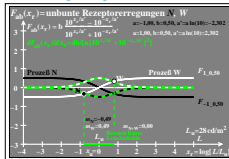
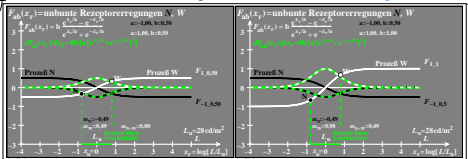


Seite ähnliche Dateien der ganzen Serie: <http://farbe.li.tu-berlin.de/hgvs.htm>
Technische Information: <http://farbe.li.tu-berlin.de> oder <http://color.li.tu-berlin.de>



TUB-Prüfvorlage hgv3; Modell Erregungen $F_{ab}(x_p)$, Prozesse N ($-1 < a < -0,7, b=0,5$), W ($a=1$), N+W und Ableitungen Tangens hyperbolicus $\tanh(x_p)$ & modifiziert mit $e^{\pm x_p/a}$ und $10^{-x_p/a}$; $a = \ln(10)$; keine Verschiebung

TUB-Registrierung: 20241201-hgv3/hgv310n1.txt /ps
Anwendung für Beurteilung und Messung von Display- oder Druck-Ausgabe

TUB-Material-Code=matda