
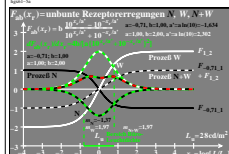
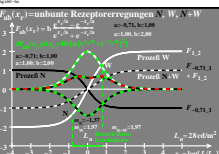
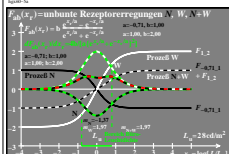

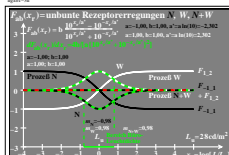
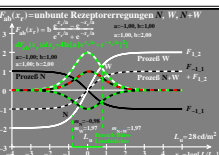
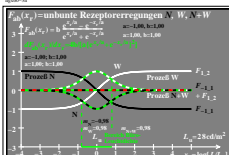

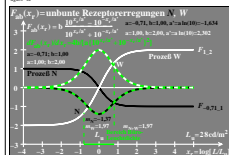
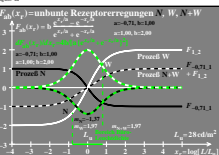
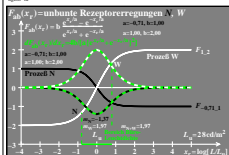
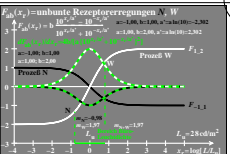
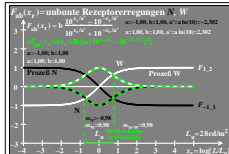
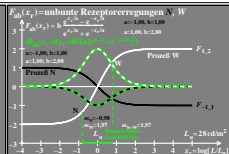
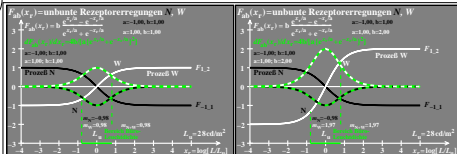


Siehe ähnliche Dateien der ganzen Serie: <http://farbe.li.tu-berlin.de/hgss.htm>
 Technische Information: <http://farbe.li.tu-berlin.de> oder <http://color.li.tu-berlin.de>



TUB-Prüfvorlage hgx6; Modell für Erregungsfunktionen $F_{ab}(x_T)$, Prozesse $N, W, N+W$ und Ableitungen Tangens hyperbolicus $\tanh(x_T)$ & modifiziert mit $e^{\pm x_T/a}$ und $10^{\pm x_T/a}$; $a = -0,71$ & $1,00$; $a' = a \ln(10)$

TUB-Registrierung: 20240301-hgx6/hgx6f0n1.txt /ps
 Anwendung für Beurteilung und Messung von Display- oder Druck-Ausgabe
 TUB-Material-Code=matata