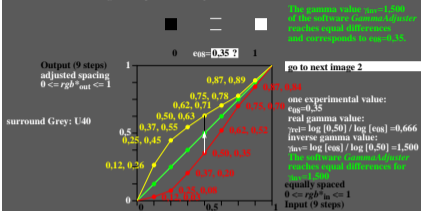


9 step series, sample and surround mean grey U40 is too dark, evaluate scaling of U40 $e_{05}=0.50$.

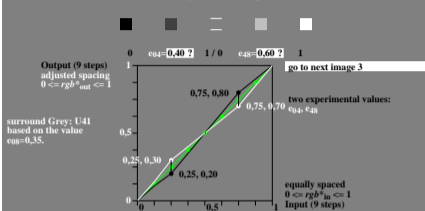
evaluate the scaling for the presented Grey U40 between White W and Black N



ieb21-5a, image 1, evaluate (e) visual scaling between Black N - White W, $\gamma_{rel}=0,67$

9 step series, sample and surround mean Grey is U41, all samples are lighter based on $e_{05}=0,35$.

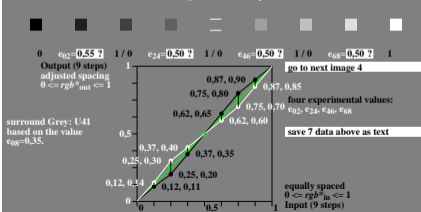
evaluate the scaling for two of 5 steps



ieb21-6a, image 2, evaluate (e) visual scaling between two of five steps, $\gamma_{rel}=0,67$

9 step series, sample and surround mean Grey is U41, all samples are lighter based on $e_{05}=0,35$.

evaluate the scaling for four of 9 steps

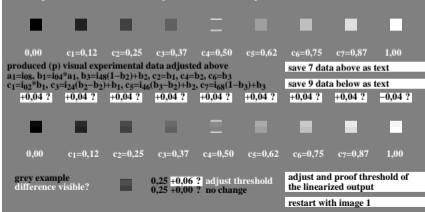


ieb21-7a, image 3, evaluate (e) visual scaling between four of nine steps, $\gamma_{rel}=0,67$

ieb21-7n

9 step series, sample and surround mean Grey is U41, all samples are lighter based on $e_{05}=0,35$.

9 step series based on all visual adjustments used for output linearization



ieb21-8a, image 4, evaluate (e) visual threshold (+0,04?) of 9 steps; all equal?, $\gamma_{rel}=0,67$