http://farbe.li.tu-berlin.de/ieb6/ieb6l0np.pdf /.ps; only vector graphic VG; start output
see separate images of this page: http://farbe.li.tu-berlin.de/ieb6/ieb6.htm

see similar files of the whole serie: http://farbe.li.tu-berlin.de/iebs.htm
technical information: http://farbe.li.tu-berlin.de or http://color.li.tu-berlin.de

TUB registration: 20241201-ieb6/ieb6l0np.pdf /.ps
application for evaluation and measurement of display or print output

TUB material: code=rha4ta

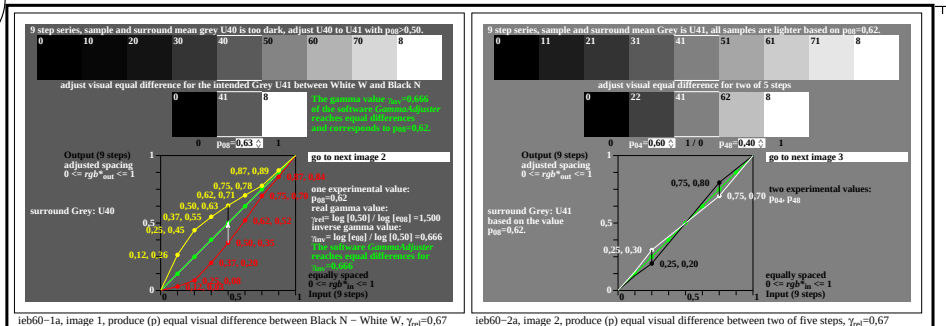

ieb60−1a, image 1, produce (p) equal visual difference between Black N − White W, γ_{rel}=0,67

ieb60−2a, image 2, produce (p) equal visual difference between two of five steps, γ_{rel}=0,67



ieb60−3a, image 3, produce (p) equal visual difference between four of nine steps, γ_{rel}=0,67

ieb60−4a, image 4, produce (p) visual threshold (+0,04?) of 9 steps; all equal?, γ_{rel}=0,67

ieb60−3n

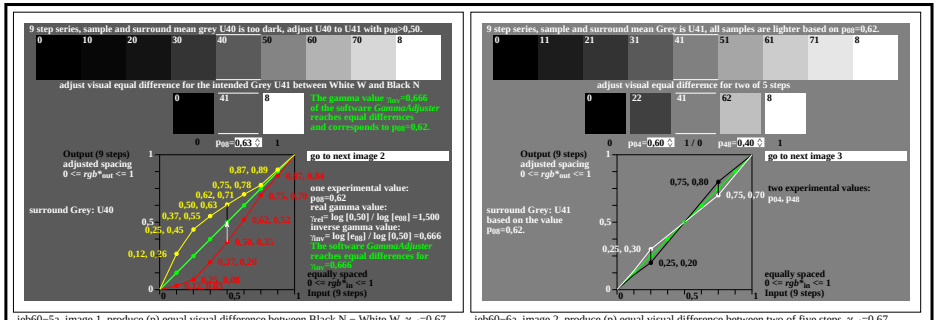

ieb60−5a, image 1, produce (p) equal visual difference between Black N − White W, γ_{rel}=0,67

ieb60−6a, image 2, produce (p) equal visual difference between two of five steps, γ_{rel}=0,67



ieb60−7a, image 3, produce (p) equal visual difference between four of nine steps, γ_{rel}=0,67

ieb60−8a, image 4, produce (p) visual threshold (+0,04?) of 9 steps; all equal?, γ_{rel}=0,67

ieb60−7n

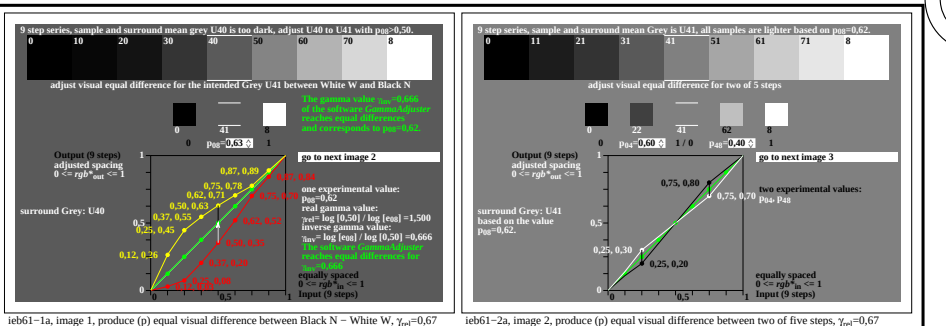

ieb61−1a, image 1, produce (p) equal visual difference between Black N − White W, γ_{rel}=0,67

ieb61−2a, image 2, produce (p) equal visual difference between two of five steps, γ_{rel}=0,67

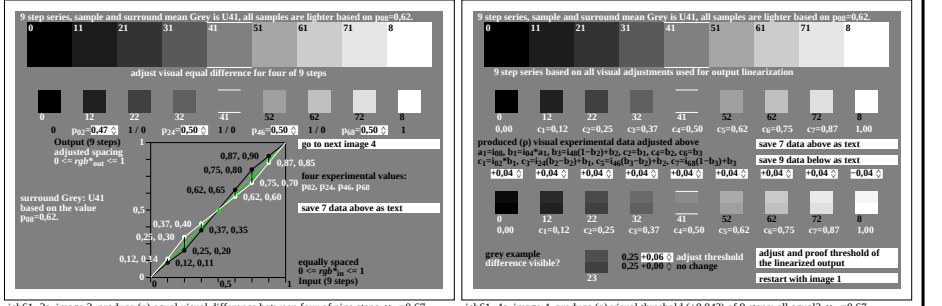

ieb61−3a, image 3, produce (p) equal visual difference between four of nine steps, γ_{rel}=0,67

ieb61−4a, image 4, produce (p) visual threshold (+0,04?) of 9 steps; all equal?, γ_{rel}=0,67

ieb61−3n



ieb61−5a, image 1, produce (p) equal visual difference between Black N − White W, γ_{rel}=0,67

ieb61−6a, image 2, produce (p) equal visual difference between two of five steps, γ_{rel}=0,67

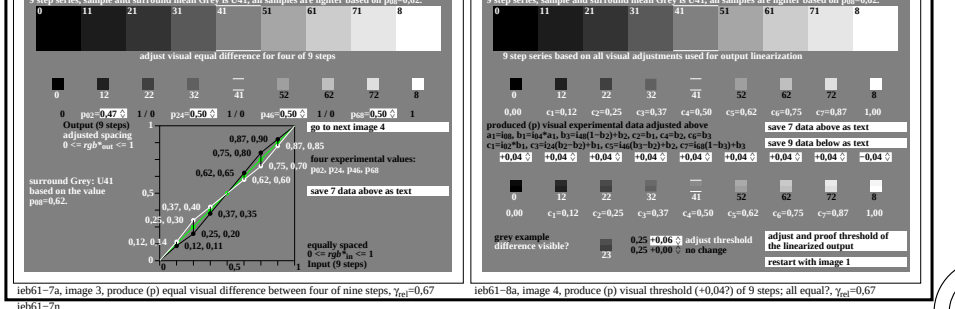

ieb61−7a, image 3, produce (p) equal visual difference between four of nine steps, γ_{rel}=0,67

ieb61−8a, image 4, produce (p) visual threshold (+0,04?) of 9 steps; all equal?, γ_{rel}=0,67

TUB-test chart ieb6; Adjacent and separated grey series, γ_{rel}=0,67, colour numbers
Output linearization and thresholds for the 9 step equally spaced colour series Black N − White W