http://farbe.li.tu-berlin.de/ieb9/ieb9l0np.pdf /.ps; only vector graphic VG; start output
see separate images of this page: http://farbe.li.tu-berlin.de/ieb9/ieb9.htm

see similar files of the whole serie: http://farbe.li.tu-berlin.de/iebs.htm
technical information: http://farbe.li.tu-berlin.de or http://color.li.tu-berlin.de

TUB registration: 20241201-ieb9/ieb9l0np.pdf /.ps
application for evaluation and measurement of display or print output

TUB material: code=rha4ta

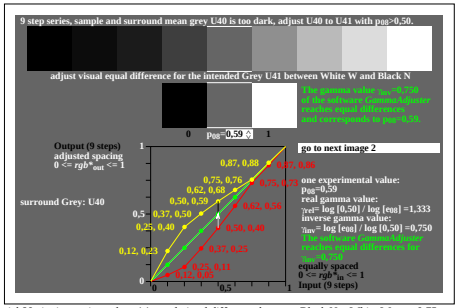


ieb90−1a, image 1, produce (p) equal visual difference between Black N − White W, $\gamma_{rel}$=0,75

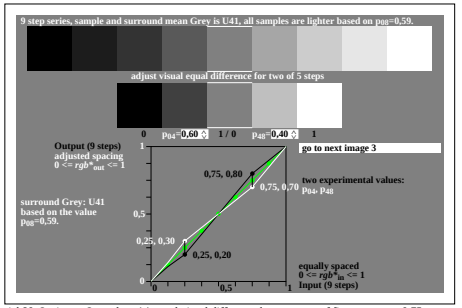


ieb90−2a, image 2, produce (p) equal visual difference between two of five steps, $\gamma_{rel}$=0,75

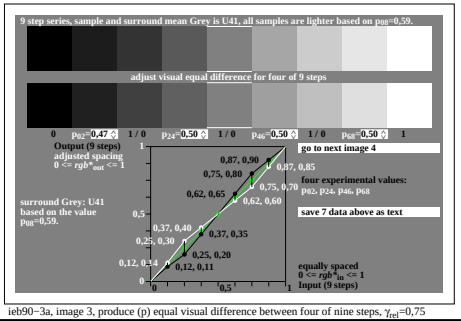


ieb90−3a, image 3, produce (p) equal visual difference between four of nine steps, $\gamma_{rel}$=0,75

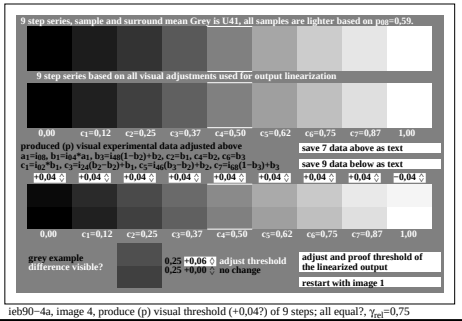


ieb90−4a, image 4, produce (p) visual threshold (+0,04?) of 9 steps; all equal?, $\gamma_{rel}$=0,75

ieb90−3n




ieb90−5a, image 1, produce (p) equal visual difference between Black N − White W, $\gamma_{rel}$=0,75

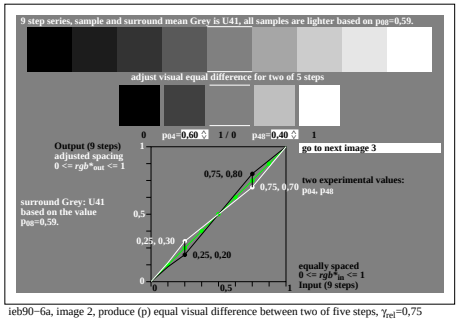


ieb90−6a, image 2, produce (p) equal visual difference between two of five steps, $\gamma_{rel}$=0,75

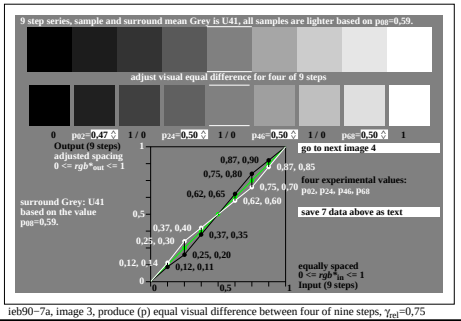


ieb90−7a, image 3, produce (p) equal visual difference between four of nine steps, $\gamma_{rel}$=0,75




ieb90−8a, image 4, produce (p) visual threshold (+0,04?) of 9 steps; all equal?, $\gamma_{rel}$=0,75

ieb90−7n

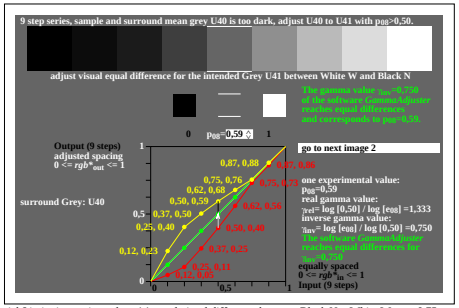


ieb91−1a, image 1, produce (p) equal visual difference between Black N − White W, $\gamma_{rel}$=0,75

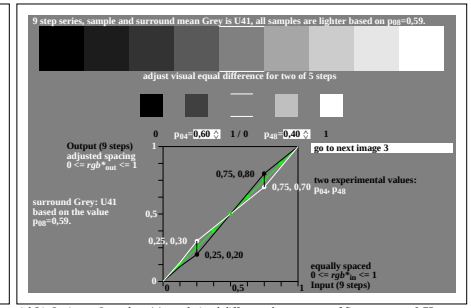


ieb91−2a, image 2, produce (p) equal visual difference between two of five steps, $\gamma_{rel}$=0,75

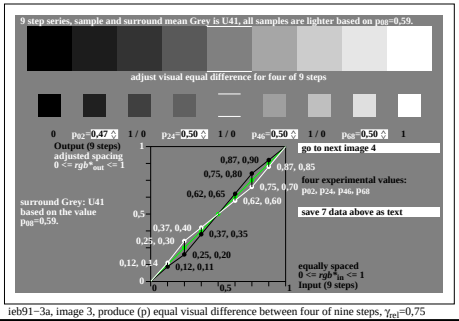


ieb91−3a, image 3, produce (p) equal visual difference between four of nine steps, $\gamma_{rel}$=0,75




ieb91−4a, image 4, produce (p) visual threshold (+0,04?) of 9 steps; all equal?, $\gamma_{rel}$=0,75

ieb91−3n




ieb91−5a, image 1, produce (p) equal visual difference between Black N − White W, $\gamma_{rel}$=0,75

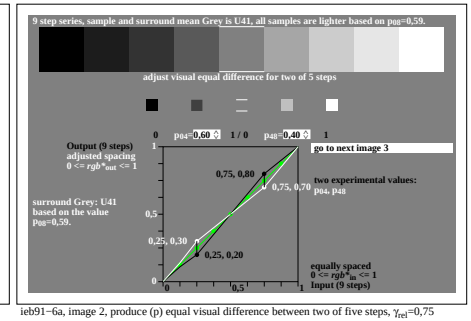


ieb91−6a, image 2, produce (p) equal visual difference between two of five steps, $\gamma_{rel}$=0,75

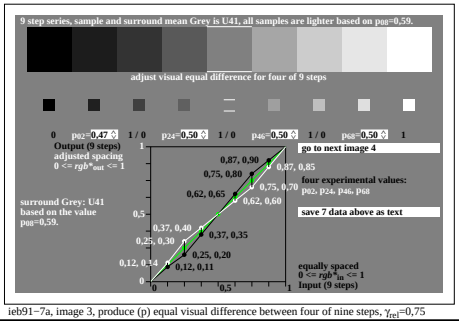


ieb91−7a, image 3, produce (p) equal visual difference between four of nine steps, $\gamma_{rel}$=0,75




ieb91−8a, image 4, produce (p) visual threshold (+0,04?) of 9 steps; all equal?, $\gamma_{rel}$=0,75

ieb91−7n

TUB-test chart ieb9; Adjacent and separated grey series, $\gamma_{rel}$=0,75
Output linearization and thresholds for the 9 step equally spaced colour series Black N − Red R